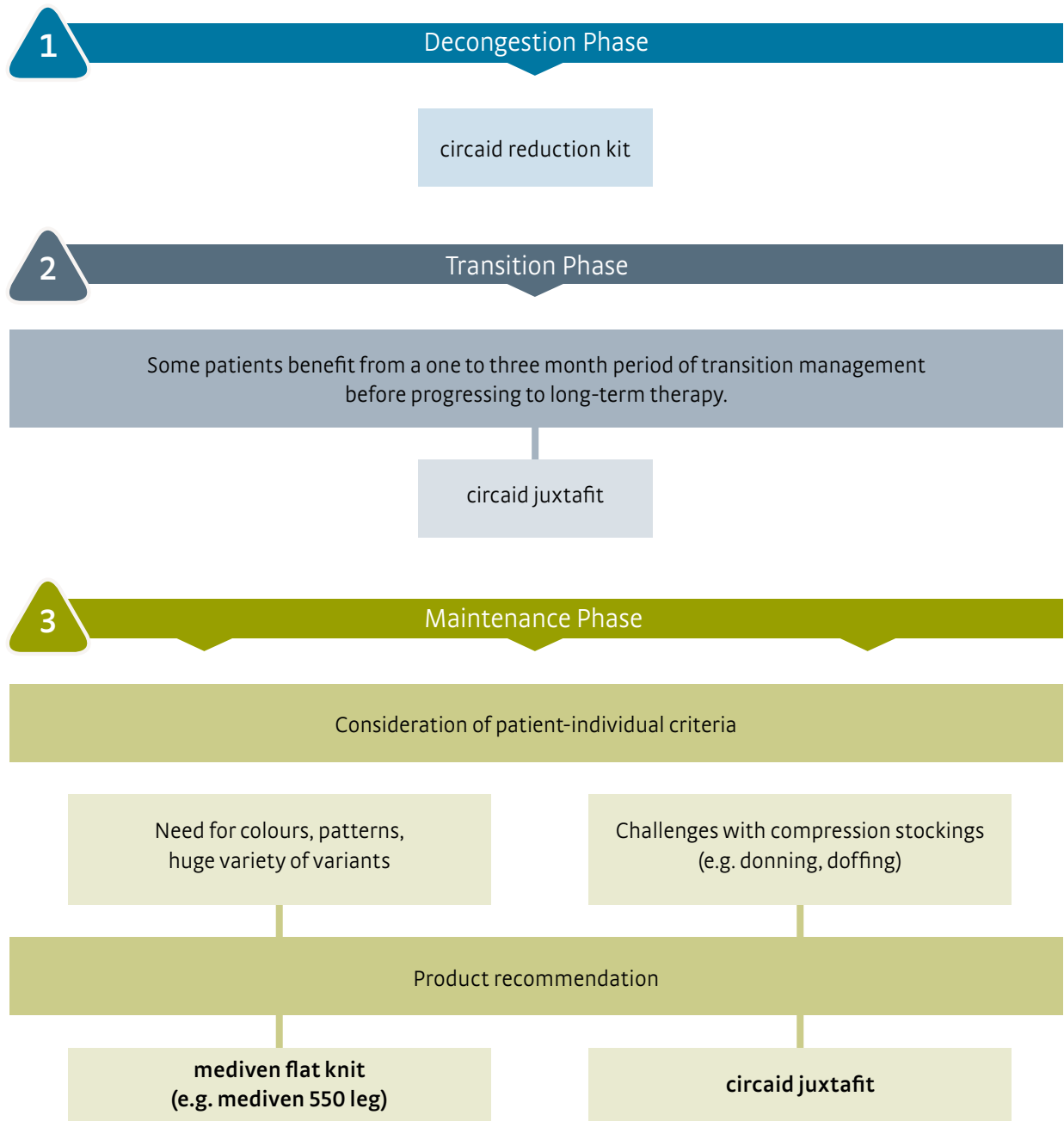


Therapy Concept Lymphology

medi product catalogue
Valid from May 2020



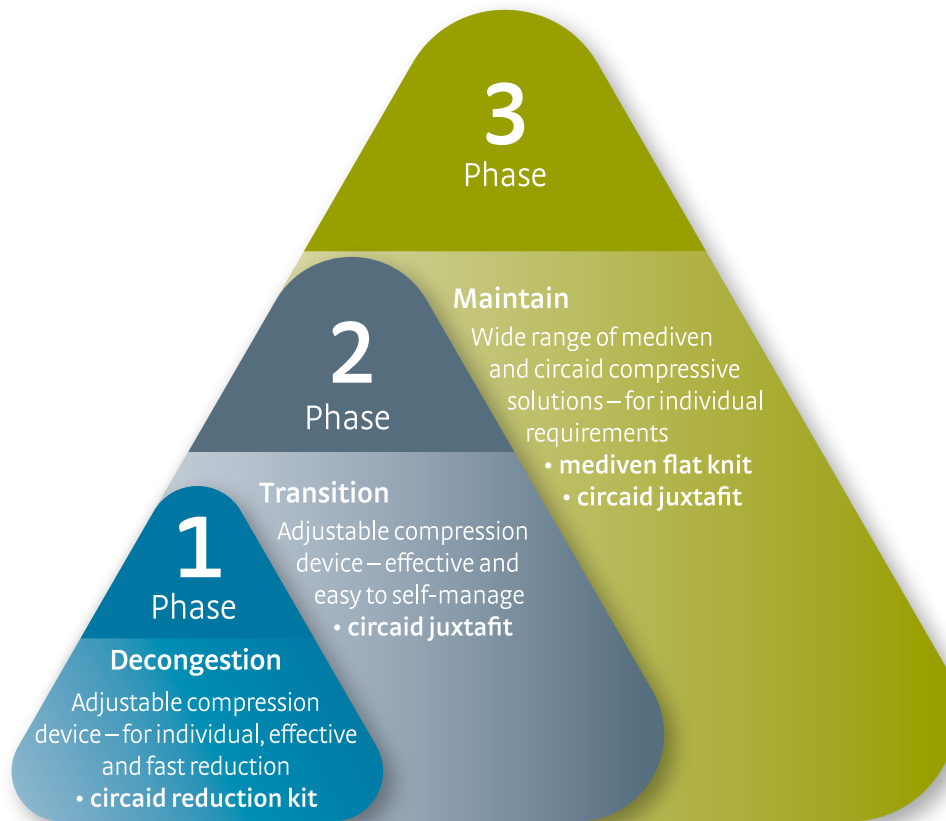
Guideline-compliant¹ and patient-individual* treatment of lymphoedema



¹ Lymphoedema Framework. Best Practice for the Management of Lymphoedema. International consensus, London: MEP Ltd, 2006.
* Please consider all further contraindications of compression therapy and further patient-individual criteria.

medi Therapy Concept Lymphology

Effective lymphoedema treatment



Adjustable and patient-individual compression for initial oedema reduction.

• circaid® reduction kit



Effective compression to optimise reduction results.

• circaid® juxtafit®



A huge variety of compression solutions to maintain therapy results in the long term.

• mediven® flat knit
• circaid® juxtafit®





Driving the future in compression therapy

A strong brand.

A wide-ranging product range.

Convincing concepts.

medi World of Compression: signpost to the future with more than 65 years' competence in the field of compression. Your partner for the highest demands on quality, innovation and design.

Let's shape the future together and create positive brand experiences – for you and your clients!

Convincing treatment concepts

New potential in lymphoedema therapy arises from combining the decongestion, the transition and the maintenance phases with innovative products.

Position yourself as the specialist in the treatment of lymphatic diseases in your region and gain new satisfied customers that you can accompany through their therapy journey .



medi World of Compression

medi provides comprehensive marketing solutions – always keeping our focus on the market, its demands and variables, and the medi vision.

To introduce you to the medi World of Compression we created indication related catalogues. This enables you to find the correct product for all the different indications and situations in no time. Please find a short explanation of the different literature below:



Venous Health

Round knitted medial compression stockings are an important component for the therapy of venous diseases.

Art. No.: 0097D67



Therapy Concept Lymphology

The medi Therapy Concept Lymphology shows the new approach in the treatment of lymphoedema. It combines the decongestion phase, the transition phase and the maintenance phase and provides the right products for every stage. The circaid and the mediven flat knit products make the treatment of lymphoedema more individual than ever before.

Art. No.: 0097D84



Wound Care

The medi Wound Care therapy chain accompanies the patient during the complete treatment of venous leg ulcer by connecting the acute phase to the prevention of recurrence phase. Discover new potentials with the medi Wound Care Concept.

Art. No.: 0097D68



Clinical Compression

The world of Clinical Compression is more than just thrombosis prophylaxis in the clinical environment. Learn more about the multiple application fields of medi's hospital products and benefit from over 40 years of experience with Clinical Compression.

Art. No.: 0099580

We have the direct connection

To communicate.
To co-operate.
To be there for each other.
The medi service team respects and values this requirement seriously.

Therefore, our office not only offers consultants, but also a state-of-the-art communications system and logistics.

Just-in-time: in consultancy, in service, in ordering and delivery. We are always here for you.

Hotline
for consultancy, ordering, problem solutions

Administration
T +49 921 912 -0
F +49 921 912 -781

You can visit our website:
www.medi.de/en

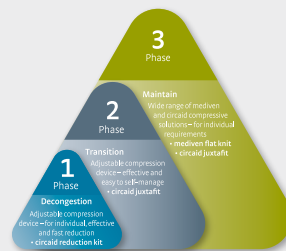
or contact us by email:
export@medi.de

or order by email:
orders@medi.de




8 General

- 8 More than just a manufacturer
- 9 Quality Certificates



10 Therapy concept lymphology

- 12 Indication overview lymphoedema
- 16 mediven – medical compression
- 18 Excursus: Indication overview lipoedema
- 20 circaid – adjustable compression




26 Therapy concept lymphology – Leg

- Decongestion Phase**
- 29 circaid reduction kit
- 32 circaid reduction kit foot options & accessories



- Transition Phase**
- 39 circaid juxtafit premium
- 43 circaid juxtafit essentials
- 46 circaid foot options
- 49 circaid accessories leg



- Maintenance Phase**
- mediven**
- 55 mediven flat knit care compass leg
- 57 mediven 550 leg
- 61 mediven 550 toe cap
- 65 mediven cosy
- 69 mediven cosy toe cap
- 73 mediven mondi
- 77 mediven mondi toe cap
- circaid**
- 79 circaid juxtafit premium (see page 38–43)
- 79 circaid juxtafit essentials (see page 42–48)



80

Therapy concept
lymphology – Arm

Decongestion Phase

- 85 circaid reduction kit
- 87 circaid reduction kit
hand options & accessories



Transition Phase

- 91 circaid juxtafit essentials
- 94 circaid hand options
- 96 circaid accessories arm



Maintenance Phase mediven

- 101 Product overview
- 103 mediven 550 arm
- 107 mediven esprit
- 111 mediven harmony

circaid

- 117 circaid juxtafit essentials



119

Commercial products

- 120 medi donning and
doffing aids
- 125 medi skin care
- 128 medi textile care



131

Service

- 132 Overview delivery content
circaid

More than just a manufacturer

medi produces medical aids for a variety of conditions and life situations. But we don't see ourselves solely as a manufacturer. On the contrary, we handle our own research and development, technology, production, marketing and sales in-house – always keeping our focus on the market, its demands and variables, and the medi vision.

medi offers products in five business divisions: Phlebology, Hospital, Orthopaedics, Footcare and Wound Care. These products are used and distributed by medical supply stores, hospitals and clinics, doctors' practices and therapists.

In other words, specialists who know which users need which aids to improve their state of health and quality of life.

What we're proud of and what makes our products so special is that they're free of negative side effects.

Our range of products primarily includes medical compression stockings and adjustable compression for people with vein disorders, lipoeidema and lymphoedema, supports and braces for the conservative and post-operative treatment of orthopaedic injuries and disorders, stockings for the prevention of thrombosis, anti-embolism stockings for use after vein surgery, compression garments for use after plastic and cosmetic surgery plus a variety of therapy-supporting products.

We support our partners in the sale and supply of our products and have developed intelligent concepts and services for this purpose.




Quality Certificates

As a manufacturer of medical products, medi has a high regard and awareness for quality. Product and system certificates prove that all legal requirements are met.

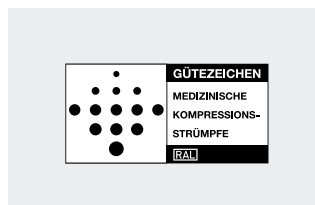
CE mark

Our medi medical devices meet all of the requirements of the European Directive 93/42/EEC and of the German Medical Devices Act. In accordance with regulations, our products are subject to the conformity assessment procedures and are granted the CE mark. As a kind of “passport for industrial products”, the CE mark guarantees free trade within the European Economic Area (EEA).




Quality label

Our medical compression hosiery is regularly checked by the Hohenstein Research Institute according to the quality and test provisions of the RAL-GZ 387. As confirmation that our products meet the quality conditions, you will find the quality label printed on the packaging.



Textile trust quality seal

All compression stockings and garments, whether circular-knit or flat-knit, thrombosis prophylaxis stockings and supports are regularly examined and rated according to strict standards by independent test centres for any toxic substances potentially damaging to human health. Granting of the Oeko-Tex Standard 100 certificate guarantees: tested quality for the protection of your health.



EN ISO 13485

medi maintains the quality management system according to the EN ISO 13485. Since 1996 we have demonstrated our quality status to our customers with a certificate. Since then, medi has enhanced the opportunities offered by this standard to permanently improve products from the business units Phlebology, Orthotics, Footcare, Woundcare and Hospital in order to organise safer and more efficient processes and procedures. We define customer satisfaction as a decisive measure of quality.



Hohenstein testing device – HOSY

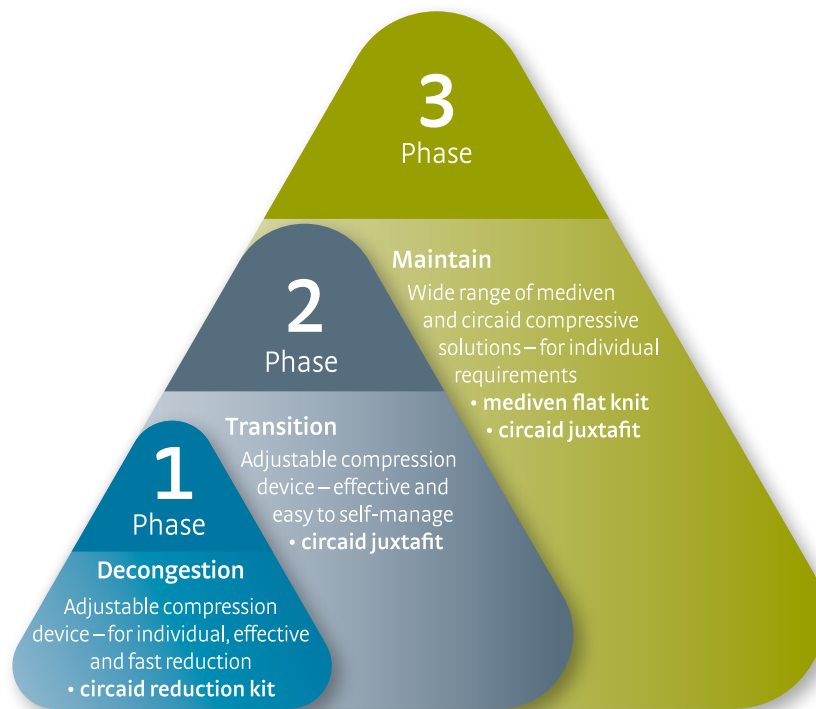
Pressure is the most important feature of a medical compression stocking.



medi Therapy Concept Lymphology

Effective lymphoedema treatment

Step 1: Consider in which phase of the therapy the patient is.



Adjustable and patient-individual compression for initial oedema reduction.

• **circaid® reduction kit**

2

Transition Phase



Effective compression to optimise reduction results.

- circaid® juxtafit®

3

Maintenance Phase



A huge variety of compression solutions to maintain therapy results in the long term.

- mediven® flat knit
- circaid® juxtafit®




medi. I feel better.



medi Therapy Concept Lymphology

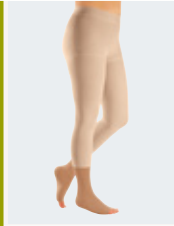
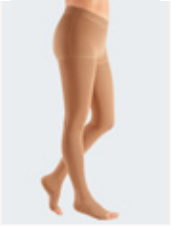


Indication overview lymphodema – lower extremities

Step 2: Depending on the phase, choose the appropriate medi product

				
			circaid reduction kit	circaid juxtafit premium and essentials leg
			Adjustable compression device with the ability to reduce size of garment as the limb volume decreases to achieve optimal decongestion.	Adjustable compression device to optimise the therapy results achieved in the decongestion phase.
			for connective tissues - soft - normal - firm	for connective tissues - soft - normal - firm
			Tension 1 – 8**	20 – 50 mmHg**
Indication	Diagnosis	Characteristica	Phase 1 Decongestion	Phase 2 Transition
	Stage 1	Spontaneously reversible, oedema of soft consistency; elevation reduces swelling, pitting of the skin	•	•
	Stage 2	Spontaneously irreversible, hardened oedema; elevation does not eliminate swelling, skin does not pit	•	•
	Stage 3	Unformed swelling of extreme dimensions, severely hardened skin, formation of blisters and fistulae	•	•

Explanation of compression classes

CCL 1	Compression in mmHg 18.0 – 21.0	Compression in kPa 2.40 – 2.80
CCL 2	Compression in mmHg 23.0 – 32.0	Compression in kPa 3.10 – 4.30
CCL 3	Compression in mmHg 34.0 – 46.0	Compression in kPa 4.50 – 6.10
CCL 4	Compression in mmHg mind. 49.0	Compression in kPa mind. 6.50

				
	mediven 550 leg	mediven cosy	mediven mondi*	circaid juxtafit premium and essentials leg
	Flat-knitted compression stocking with very high wall stability and a strong, firm fabric. For the therapy of lymphoedema in the maintenance phase – up to stage 3.	Flat-knitted compression stocking with medium wall stability and a particularly flexible fabric. For the therapy of lymphoedema in the maintenance phase – up to stage 2.	Flat-knitted compression stocking with light wall stability and an particularly soft fabric. For the therapy of lymphoedema in the maintenance phase – up to stage 2.	Easy to apply adjustable compression device for those patients who have challenges with flat knitted compression stockings.
	for connective tissues - very soft, soft - normal - firm, hardened	for connective tissues - soft - normal - firm	for connective tissues - normal - firm	for connective tissues - soft - normal - firm
	CCL 1 – 4**	CCL 1 – 3**	CCL 1 – 3**	20 – 50 mmHg**
	Phase 3 Maintenance***			
	•	•	•	•
	•	•	•	•
	•			•

Caution

Please consider the patient's individual baseline characteristics including comorbidities, connective tissue, weight, skin wrinkles, severity of the lymphoedema.

*** Discover the new mediven flat knit care compass on page 52 / 53. It helps you to choose the optimal flat knit stocking for your patient in the maintenance phase.

Explanation



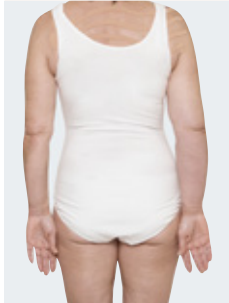
* Please remember that mediven cosy and mediven mondi is indicated for lymphoedema stage 1 – 2. They do not have sufficient wall stability to model the tissues in patients with very lax / soft connective tissue. They cut into skin folds and cause constriction.

** Please adjust (circaid) or respectively hand in (mediven) as prescribed

medi Therapy Concept Lymphology





Indication overview lymphodema – upper extremities

Step 2: Depending on the phase, choose the appropriate medi product

				
			circaid reduction kit	circaid juxtafit essentials arm
			Adjustable compression device with the ability to reduce size of garment as the limb volume decreases to achieve optimal decongestion.	Adjustable compression device to optimise the therapy results achieved in the decongestion phase.
			for connective tissues - soft - normal - firm	for connective tissues - soft - normal - firm
			Tension 1 – 8**	20 – 40 mmHg**
Indication	Diagnosis	Characteristica	Phase 1 Decongestion	Phase 2 Transition
	Stage 1	Spontaneously reversible, oedema of soft consistency; elevation reduces swelling, pitting of the skin	•	•
	Stage 2	Spontaneously irreversible, hardened oedema; elevation does not eliminate swelling, skin does not pit	•	•
	Stage 3	Unformed swelling of extreme dimensions, severely hardened skin, formation of blisters and fistulae	•	•

Explanation of compression classes

CCL 1	Compression in mmHg 18.0 – 21.0	Compression in kPa 2.40 – 2.80
CCL 2	Compression in mmHg 23.0 – 32.0	Compression in kPa 3.10 – 4.30
CCL 3	Compression in mmHg 34.0 – 46.0	Compression in kPa 4.50 – 6.10
CCL 4	Compression in mmHg mind. 49.0	Compression in kPa mind. 6.50

				
	mediven 550 arm	mediven esprit*	mediven harmony*	circaid juxtafit essentials arm
	Flat-knitted compression stocking with very high wall stability and a strong, firm fabric. For the therapy of arm lymphoedema in the maintenance phase – up to stage 3.	Flat-knitted compression stocking with light to medium wall stability and an particularly supple knit. For the therapy of arm lymphoedema in the maintenance phase – up to stage 2.	Round-knitted compression armsleeve for the therapy of arm lymphoedema in the maintenance phase – up to stage 1	Easy to apply adjustable compression device for those patients who have challenges with flat knitted compression stockings.
	for connective tissues - very soft, soft - normal - firm, hardened	for connective tissues - normal - firm	for connective tissues - normal	for connective tissues - soft - normal - firm
	CCL 1–3**	CCL 1–3**	CCL 1–2**	20–40 mmHg**
	Phase 3 Maintenance***			
	•	•	•	•
	•	•		•
	•			•

Caution

Please consider the patient's individual baseline characteristics including comorbidities, connective tissue, weight, skin wrinkles, severity of the lymphoedema.

*** Discover the new mediven flat knit care compass on page 96 / 97. It helps you to choose the optimal flat knit stocking for your patient in the maintenance phase.

Explanation

* Please remember that mediven esprit is indicated for lymphoedema stage 1–2 and mediven harmony for lymphoedema stage 1.


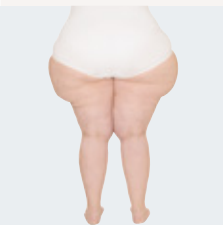
It does not have sufficient wall stability to model the tissues in patients with very lax connective tissue. It cuts into skin folds and causes constriction.

** Please adjust (circaid) or respectively hand in (mediven) as prescribed

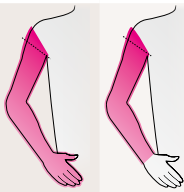

Lipoedema

mediven compression stockings are also used for lipoedema. However, careful assessment of a patient with lipoedema is required to determine which type(s) of compression therapy are indicated.

Indication overview lipoedema – lower extremities

				mediven compression
				mediven 550 leg for connective tissues <ul style="list-style-type: none"> • very soft, soft • normal • firm, hardened
Indication	Diagnosis	Characteristica		CCL 1–4**
Lipoedema 	Stage 1	Smooth skin surface, uniform thickening of the subcutis at certain points	AT	●
	Stage 2	Wave-like skin surface, knot-like structures in thickened subcutis	AT	●
	Stage 3	Coarse nodular skin surface, circumferential augmentation with overhanging tissue parts	AT	●

Indication overview lipoedema – upper extremities

				mediven compression
				mediven 550 arm for connective tissues <ul style="list-style-type: none"> • very soft, soft • normal • firm, hardened
Indication	Diagnosis	Characteristics		CCL 1–3**
Lipoedema 	Stage 1	Smooth skin surface, uniform thickening of the subcutis at certain points	AG CG	●
	Stage 2	Wave-like skin surface, knot-like structures in thickened subcutis	AG CG	●
	Stage 3	Coarse nodular skin surface, circumferential augmentation with overhanging tissue parts	AG CG	●

Explanation of compression classes

CCL 1	Compression in mmHg 18.0 – 21.0 Compression in kPa 2.40 – 2.80
CCL 2	Compression in mmHg 23.0 – 32.0 Compression in kPa 3.10 – 4.30
CCL 3	Compression in mmHg 34.0 – 46.0 Compression in kPa 4.50 – 6.10
CCL 4	Compression in mmHg mind. 49.0 Compression in kPa mind. 6.50

Caution

Please consider the patient's individual baseline characteristics including comorbidities, connective tissue, weight, skin wrinkles, severity of the lipoedema.

Discover the new mediven flat knit care compass on page 52 / 53 and 96 / 97. It helps you to choose the optimal flat knit stocking for your patient.

mediven compression	
mediven cosy	mediven mondi*
for connective tissues • soft • normal • firm	for connective tissues • normal • firm
CCL1–3**	CCL1–3**
	•
	•
	•

mediven compression	
mediven esprit*	
	for connective tissues • normal • firm
CCL1–3**	
	•
	•

Explanation

* Please remember that mediven mondi, mediven sensoo, mediven esprit and mediven harmony models are for stage 1–2.

They do not have sufficient wall stability to model the tissues in patients with very lax connective tissue. They cut into skin folds and cause constriction.

** Please adjust as prescribed.

circaid[®] adjustable compression devices

Adjustable compression devices for the treatment of lymphoedema.

circaid garments are an alternative to traditional compression bandaging in the treatment of lymphoedema. Thanks to the single juxtaposed bands an easy handling is ensured and offers patients to actively take part in their therapy. Therefore circaid garments are also a solution for patients who have challenges with established medical compression stockings.

The unique circaid Built-In-Pressure System offers adjustable, controllable and instantly re-adjustable compression. This enables consistent compression therapy and furthermore avoids sliding down of the garment.



circaid[®] features

Overview of circaid characteristics.



Built-In-Pressure[®] system

To set, control and re-adjust the correct therapeutic compression range



Juxtaposed band system

- Optimum fit thanks to interlocking bands
- Each strap can be readjusted while on the limb




Breathe-O-Prene

- Breathable and latex-free material
- Odour-inhibiting with antibacterial effect



Variety

- Wide range of care options
- Many sizes available




Easy handling

- Simple donning and doffing
- Eases handling for the patient



Inelastic

- Inelastic material for an effective therapy and pleasant wearing comfort
- Inspired by nature



Built-In-Tension system

- To set and control the correct therapeutic level of tension
- For circaid reduction kit products only



All circaid products are latex-free.



circaid® Built-In-Pressure® system (BPS)

circaid adjustable compression devices are engineered with the ability to be set to precise compression ranges with a graduated compression profile from the ankle up the leg or from the wrist to the upper arm.

The user-friendly design of the circaid Built-In-Pressure system (BPS) enables patients to achieve the necessary compression ranges needed for the treatment and management of lymphoedema.

With the circaid Built-In-Pressure system (BPS) guide card patients are able to set their prescribed compression range while donning their garment and to readjust the compression range during the day as needed. Therefore, the appropriate compression range is ensured throughout the day. At the same time, it is very simple to verify the correct range of applied pressure.





Inspired by nature

circaid products have an animal role model: the giraffe with its specific skin structure. Giraffes have venous pressures of more than 250 mmHg at their front and hind legs – three times more than humans. But they do not suffer from lymph-oedema or venous diseases, even though they are on their feet the whole day and some-times also sleep while standing. But why? In contrast to humans giraffes have inelastic skin, meaning it does not stretch.*

The founder of circaid was inspired from this “natural compression” and designed the first patented inelastic circaid leg garment. This first garment has been further developed to today’s circaid products (short for circulation aid).

* Sathar F, Ludo Badlangana N, Manger PR. Variations in the thickness and composition of the skin of the giraffe. Anatomical record 2010;293(9):1615-1627.



mediven® medical compression stockings

mediven embodies appropriate medical compression stockings for several indications in modern oedema therapy. They are tailored in detail to the needs of the patients.

mediven lymphoedema garments stand for high wearability and convenience while at the same time offering optimum medical effect. mediven products guarantee high standards with regard to important major quality criteria such as "material selection", "basic compression and graduated compression", "flexural stiffness" or "compression allowances for changing vital statistics" with the result of satisfied loyal patients. Provide your patient with the numerous variants and styles of mediven!

mediven[®] features



Clima Comfort

Clima Comfort*

- Wicks moisture away from the skin's surface quickly
- Guarantees a high level of breathability

* Now scientifically tested (Institut Francais du textile et de l'habillement (IFTH), Clima Comfort Test, Villeneuve-d'Ascq, 2010.)



Clima Fresh

Integrated Clima Fresh function

- Antibacterial effect
- Thus inhibits odour-forming bacteria



Perfect Fit

Perfect Fit

- A very precise fit
- Medically effective pressure gradient
- Optimal care conditions in standard and made-to-measure version



Variety

A wide range of variants and special models



Anatomic Fit

Anatomical oblique borders as standard (distal and proximal)

- Unimpeded lymphatic drainage without circular constriction
- Optimum fit and better hold

Colours for more quality of life

- All standard colours are immediately available
- Trend colours available within 10 working days

Easy to care for

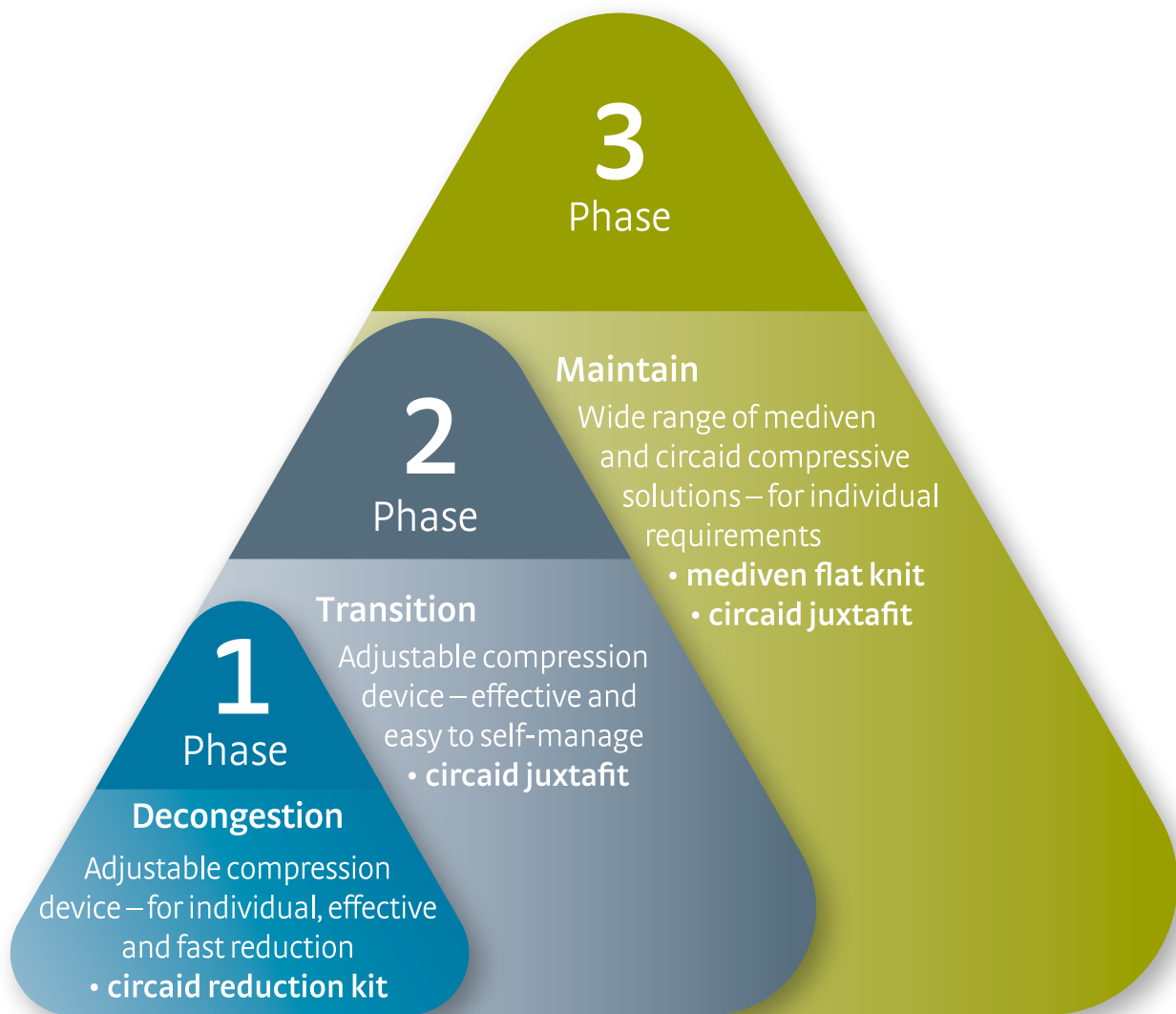
- Suitable for the delicates programme of washing machines and tumble driers



All mediven stockings are latex-free.

medi Therapy Concept Lymphology – Lower Extremities

Optimum treatment with medi during the entire therapy.



1 Decongestion Phase



Adjustable and patient-individual compression for initial oedema reduction.

- circaid® reduction kit

2 Transition Phase



Effective compression to optimise reduction results.

- circaid® juxtafit®

3 Maintenance Phase



A huge variety of compression solutions to maintain therapy results in the long term.

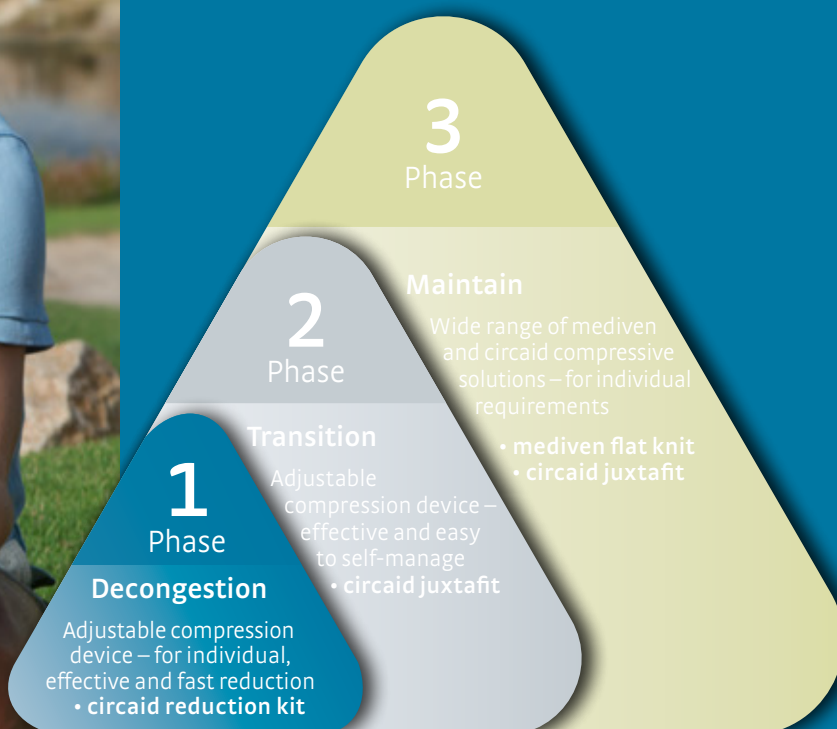
- mediven® flat knit
- circaid® juxtafit®





Decongestion Phase

Reducing the limb volume during the decongestion phase. A solution that drives decongestion and enables patient participation from day one.



Decongestion Phase

Transition Phase

Maintenance Phase

1

Phase



circaid[®] reduction kit

Customisable, adjustable compression device for the decongestion phase of leg lymphoedema.

medi tip*:

Due to product features we recommend circaid reduction kit for:

- men / women
- initial decongestion of leg lymphoedema
- 24 hour compression therapy

Indications

- Lymphoedema
- Other forms of oedema
- Lipoedema
- Chronic venous insufficiency
- Varicose veins
- Venous Stasis Ulcer
- Post Sclerotherapy
- Lipodermatosclerosis

Product features

- Easy and time saving handling – simple donning and doffing
- Adjustable sizes – garment is initially fitted to the patient's individual circumferences and limb shape
- Ability to reduce size of garment as the limb volume decreases
- Built-In-Tension System (BTS) to set, control and re-adjust the correct therapeutic tension level – enables consistent compression and effective decongestion
- Re-adjustability of the individual bands avoids pressure loss and thus sliding down of the garment – supporting oedema reduction effectively^{1,2}
- Breathe-O-Prene: breathable and inelastic material with high wall-stability for high working pressure
- Latex-free, odour-inhibiting material with anti-bacterial effect

Benefits

- Easy handling – time-saving and less susceptible to error³
- Compression therapy – essential part of the complex lymphoedema therapy⁴
- Faster reduction of lymphoedema⁵
- Increased patient-adherence: 94.6 % of the users experience the wearing comfort as pleasant³
- Promotes self-management thanks to easy handling

Adjustable compression

Tension 1 – 8

Product benefits



Juxtaposed band



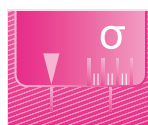
Variety



Easy handling



Inelastic



Built-In-Tension



Breathe-O-Prene



Colours



Size

Trimable (customisable)

Note

A video for application and customisation of the circaid reduction kit can be found here: medi.biz/rk

* Please consider, that this recommendation does not replace the diagnosis and consultation of a medical healthcare professional.

¹ Mosti G et al. Adjustable compression wrap devices are cheaper and more effective than inelastic Bandages for venous leg ulcer healing. A Multicentric Italian Randomized Clinical Experience. Phlebology 2019. DOI: 10.1177/0268355519858439; Epub ahead of print.

² Stather PW et al. Review of adjustable velcro wrap devices for venous ulceration. In Wound J 2019. DOI: 10.1111/iwj.13116; Epub ahead of print.

³ Protz K et al. Comparison of handling, pressure and wearing comfort of different compression edvices for decongestion therapy. Veins and Lymphatics 2018;7:7989:137-138.

⁴ Lymphoedema Framework. Best Practice for the Management of Lymphoedema. International consensus. London: MEP Ltd, 2006.

⁵ Damstra R et al. Prospective, randomized, controlled trial comparing the effectiveness of adjustable compression Velcro wraps versus inelastic multicomponent compression bandages in the initial treatment of leg lymphedema. Journal of Vascular Surgery: Venous and Lymphatic Disorders 2013;1:13-19. 10.1016/j.jvsv.2012.05.001.



circaid reduction kit lower leg

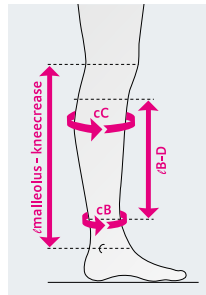
circaid® reduction kit lower leg

Art. No.	Description
JV23101	circaid reduction kit lower leg short
JV23111	circaid reduction kit lower leg short wide
JV23201	circaid reduction kit lower leg standard
JV23211	circaid reduction kit lower leg standard wide
JV23301	circaid reduction kit lower leg long
JV23311	circaid reduction kit lower leg long wide

circaid reduction kit – lower leg

Circumference in cm	standard	wide	
cC*	< 65	< 85	
cB	< 55	< 65	
Actual garment length in cm	short	standard	long
ℓB – D	30	35	40
Length measurement in cm	short	standard	long
ℓ malleolus – kneecrease	< 32	32 – 36	> 36

*cC should not be more than 30cm bigger than cB.



Your order for circaid reduction kit lower leg includes:

- 1 adjustable compression device
- 1 Built-In-Tension system card (BTS)
- 1 pair of circaid undersleeve leg
- 1 circaid shelf strap with 6 tabs
- 6 hook and loop fasteners
- 1 paper measurement tape



circaid reduction kit knee

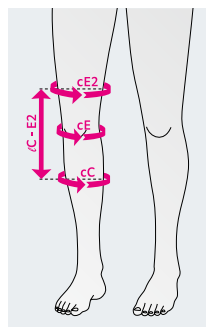
circaid® reduction kit knee

Art. No.	Description
JV21101	circaid reduction kit knee standard
JV32001	circaid reduction kit knee spine

circaid reduction kit – knee

Circumference in cm	standard
cE2*	< 110
cE	< 102
cC	< 80
Length in cm	standard
ℓC – E2	30

*cE2 should not be more than 30 cm bigger than cC. cE2 is 10 cm above the knee



Your order for circaid reduction kit knee includes:

- 1 adjustable compression device
- 2 circaid knee spine (connection piece)
- 1 circaid shelf strap with 6 tabs
- 1 paper measurement tape



circaid reduction kit upper leg

circaid® reduction kit upper leg

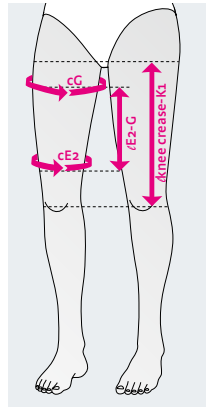
Art. No.	Description
JV22101	circaid reduction kit upper leg short
JV22111	circaid reduction kit upper leg short wide
JV22201	circaid reduction kit upper leg standard
JV22211	circaid reduction kit upper leg standard wide
JV22301	circaid reduction kit upper leg long
JV22311	circaid reduction kit upper leg long wide

circaid reduction kit – upper leg

Circumference in cm	standard	wide	
cG*	< 80	< 125	
cE2**	< 65	< 110	
Actual garment length in cm	short	standard	long
ℓE2 – G	30	35	40
Length measurement in cm	short	standard	long
ℓknee crease – K1	< 37	37 – 41	> 41

* cG should not be 30 cm bigger than cE2

** cE2 is 10 cm above the knee



Your order for circaid reduction kit upper leg includes:

- 1 adjustable compression device
- 1 Built-In-Tension system card (BTS)
- 1 circaid shelf strap with 6 tabs
- 6 hook and loop fasteners
- 1 paper measurement tape

Note:

A foot option has to be ordered separately.



circaid reduction kit combination of upper leg, knee, lower leg and foot option



Built-In-Tension system card (BTS)



Fitting of the lower leg

circaid[®] foot options

The following foot options are recommended to wear in combination with circaid reduction kit

Note:

It is recommended to always wear a circaid foot option in combination with a circaid leg garment. The indications of the circaid foot options are identical to the indications of the corresponding circaid leg garment. Please order separately.



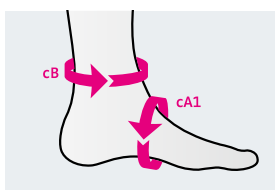
circaid pac band

circaid[®] power added compression band (pac band)

Additional compression for the arch of the foot and ankle.

Product details

- Additional compression to the foot with mild to severe tendency for oedema
- Targets the arch of the foot and around the malleoli
- Can be trimmed to fit almost every foot shape
- Easy handling
- Lightweight and breathable material
- Available in standard and large
- Bilateral use (left or right foot)



Circumferences in cm

Extra large

cB 45 – 56

cA1 35 – 44

Art. No. JU5P003



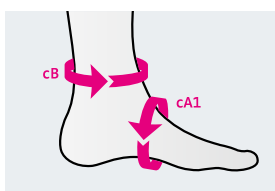
circaid customizable interlocking ankle foot wrap

circaid[®] customizable interlocking ankle foot wrap

Customisable foot option for oedema decongestion.

Product details

- Customisable to patient-individual circumferences and shape
- Adjustable to reducing circumferences during decongestion
- Interlocking heel band for foot length adjustment
- Heel band offers targeted compression to the Bisgaard's region and ankle
- Easy handling
- One size fits all



Circumferences in cm

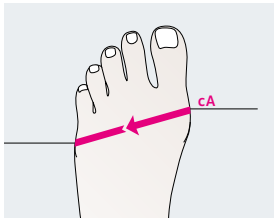
cB < 56

cA1 < 44

Art. No. JU5S001



circaid toe cap



circaid® toe cap

Additional compression for the toes.

Product details

- Provides light to moderate compression
- Individually adjustable length of the toes
- Designed for left or right limb use
- It is recommended to always wear the circaid toe cap with a circaid foot option

Circumference in cm	2	3	4	3	6
cA	20 – 22	22 – 24	24 – 26	26 – 28	28 – 30
Art. No.	JU5T002	JU5T003	JU5T004	JU5T005	JU5T006

Tip

Video for application and customisation of the circaid foot options can be found here: medi.biz/rk

circaid® reduction kit accessories

Additional accessories for leg.



circaid reduction kit shelf strap

circaid® reduction kit shelf strap

Additional support.

- Offers additional support and coverage
- Covers potential gaps that may appear

Art. No.	Description
JV33001	circaid reduction kit shelf strap customizable



circaid undersleeve whole leg

circaid® reduction kit undersleeve leg

Additional wearing comfort.

- Can be worn directly against the skin underneath circaid products
- Extra comfort
- Note: does not provide therapeutic compression

Art. No.	Description
JXLS015	circaid undersleeve whole leg cotton



Decongestion
Phase

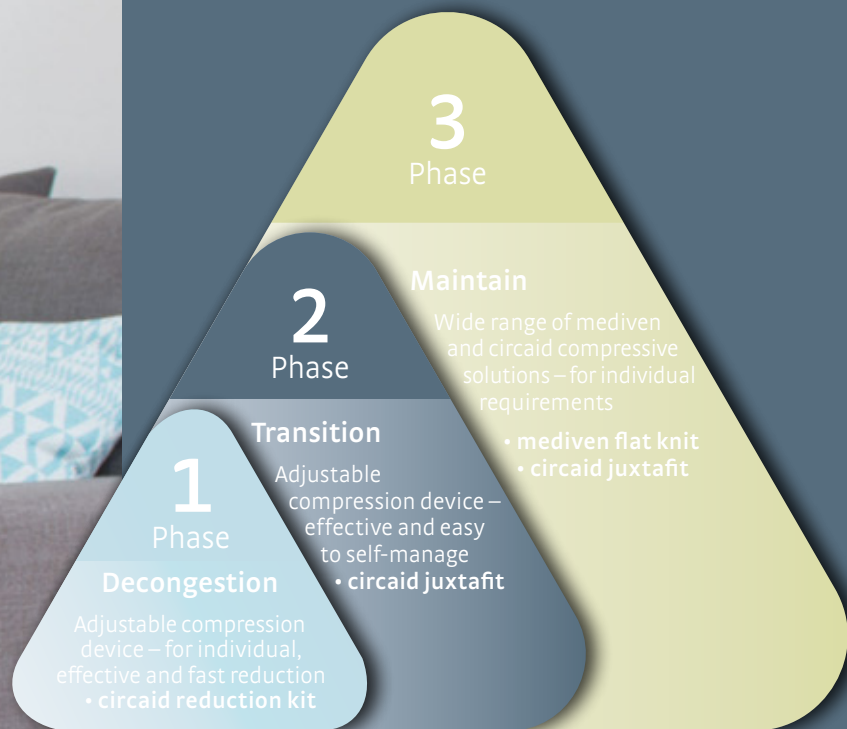
Transition
Phase

Maintenance
Phase



Transition Phase

Following the intensive therapy of reduction, some patients may benefit from a period of transition management before progressing into long-term therapy.



Decongestion
Phase

Transition
Phase

Maintenance
Phase

2

Phase



circaid[®] juxtafit[®] premium leg

Premium adjustable compression device for optimising and maintaining decongestion results in lymphoedema treatment.

medi tip*:

Due to product features we recommend circaid reduction kit for:

- men / women
- optimising and maintaining decongestion results
- patients who have challenges with medical compression stockings
- 24 hour compression therapy
- mobile / immobile patients

Indications

- Lymphoedema
- Other forms of oedema
- Lipoedema
- Chronic venous insufficiency
- Varicose veins
- Venous Stasis Ulcer
- Post Sclerotherapy
- Lipodermatosclerosis

Product features

- High quality band fasteners with reinforced landing straps
- Easy handling – simple donning and doffing
- circaid Built-In-Pressure System (BPS): adjustable, controllable and re-adjustable compression
- Re-adjustability of the individual bands avoids pressure loss and thus sliding down of the garment
- Breathe-O-Prene: breathable and inelastic material with high wall-stability for high working pressure
- Latex-free, odour-inhibiting material with anti-bacterial effect
- Features for upper leg: Smooth material in the back of the knee – for more wearing comfort
- Also available as made-to-measure
- Twelve month lifespan

Benefits

- Offering an alternative therapy solution for patients who are not able to apply or tolerate compression stockings
- Compression therapy – essential part of the complex lymphoedema therapy¹
- Increased patient-adherence: 94.6 % of the users experience the wearing comfort as pleasant²
- Increased mobility: possibility of wearing regular footwear²
- Easy handling allows for self-management of the patient

Adjustable compression

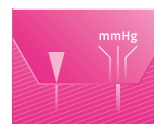
20 – 30 mmHg

30 – 40 mmHg

40 – 50 mmHg

50+ mmHg

Product benefits



Built-In-Pressure



Variety



Juxtaposed band



Easy handling



Inelastic



Breathe-O-Prene



Colours

S + M
Beige

S = Standard
M = Made-to-measure

Note

A video for application of the circaid juxtafit can be found here:
medi.biz/jf

* Please consider, that this recommendation does not replace the diagnosis and consultation of a medical healthcare professional.



¹ Lymphoedema Framework. Best Practice for the Management of Lymphoedema. International consensus. London: MEP Ltd, 2006.

² Protz K et al. Comparison of handling, pressure and wearing comfort of different compression edvices for decongestion therapy. Veins and Lymphatics 2018;7:7989:137-138.



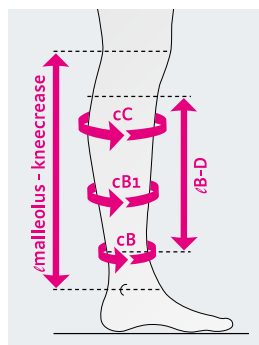
circaid juxtafit premium lower leg

circaid® juxtafit® premium lower leg standard styles

Styles – standard	BD	BD
		
Size / Art. No.	short	long
S	JU35702	JU35002
M	JU35703	JU35003
L	JU35704	JU35004
XL	JU35705	JU35005
XXL	JU35706	JU35006
M extra wide	JU35713	JU35013
L extra wide	JU35714	JU35014
XL extra wide	JU35715	JU35015

Circumferences in cm	S	M	M – X	L
cC	30 – 38	36 – 43	43 – 50	41 – 48
cB1	20 – 28	25 – 33	33 – 40	30 – 38
cB	15 – 23	20 – 28	20 – 28	25 – 33
	L – X	XL	XL – X	XXL
cC	48 – 56	41 – 51	51 – 61	53 – 64
cB1	38 – 46	33 – 41	41 – 51	43 – 53
cB	25 – 33	30 – 38	30 – 38	33 – 41

Actual garment length in cm	short	long
ℓ B – D	28	36
Length measurement in cm	short	long
ℓ malleolus – knee crease	< 36	> 36



Your order for circaid juxtafit premium lower leg includes:

- 1 adjustable compression device
- 1 circaid Built-In-Pressure System (BPS) guide card
- 1 pair of circaid compression anklets
- 1 circaid power added compression band (pac band)
- 1 pair of circaid undersocks lower leg silver
- 1 circaid cover up



circaid juxtafit premium lower leg



circaid juxtafit premium lower leg (readjustment)



circaid juxtafit premium lower leg band fasteners with landing straps



circaid juxtafit premium whole leg

circaid® juxtafit® premium leg made-to-measure styles

Styles – made-to-measure	BD	AD	BF	AF	BG
	lower leg	lower leg with attached ankle foot wrap	lower leg with knee	lower leg with knee and attached ankle foot wrap	whole leg
	made-to-measure	made-to-measure	made-to-measure	made-to-measure	made-to-measure
Styles – made-to-measure	AG	DF	DG	EG	
	whole leg with attached ankle foot wrap	knee	upper leg with knee	upper leg	
	made-to-measure	made-to-measure	made-to-measure	made-to-measure	

Your order for circaid juxtafit premium leg includes:

- 1 adjustable compression device
- 1 circaid Built-In-Pressure System (BPS) guide card
- 1 pair of circaid compression anklets
- 1 circaid power added compression band (pac band)
- 1 pair of circaid undersleeves lower leg silver
- 1 circaid cover up

circaid juxtafit premium is available with the following foot options:

- circaid juxtafit premium ankle foot wrap, MTM* separate
- circaid juxtafit premium ankle foot wrap, MTM attached
- circaid juxtafit premium ankle foot wrap, standard
- circaid power added compression band (pac band)
- circaid juxtafit premium interlocking ankle foot wrap
- circaid single band ankle foot wrap

Please select accordingly when placing your order.

For further information for circaid foot options please refer to page 42 – 44.

*MTM = made-to-measure

2

Phase



circaid® juxtafit® essentials leg

Ready-to-wear adjustable compression device for optimising and maintaining decongestion results in lymphoedema treatment.

medi tip*:

Due to product features we recommend circaid reduction kit for:

- men / women
- optimising and maintaining decongestion results
- patients who have challenges with medical compression stockings
- 24 hour compression therapy
- mobile / immobile patients

Indications

- Lymphoedema
- Other forms of oedema
- Lipoedema
- Chronic venous insufficiency
- Varicose veins
- Venous Stasis Ulcer
- Post Sclerotherapy
- Lipodermatosclerosis

Product features

- Easy handling – simple donning and doffing
- circaid Built-In-Pressure System (BPS): adjustable, controllable and re-adjustable compression
- Re-adjustability of the individual bands avoids pressure loss and thus sliding down of the garment
- Sustained compression with defined pressure for up to 24 hours if required
- Breathe-O-Prene: breathable and inelastic material with high wall-stability for high working pressure
- Latex-free, odour-inhibiting material with anti-bacterial effect
- Features for upper leg
 - Smooth material in the back of the knee – for more wearing comfort
 - Garment straps can be trimmed for better handling and wearing comfort
 - Garment can be trimmed in length for an optimum fit
- Available in standard sizes only
- Six month lifespan

Benefits

- Offering an alternative therapy solution for patients who are not able to apply or tolerate compression stockings
- Compression therapy – essential part of the complex lymphoedema therapy¹
- Increased patient-adherence: 94.6 % of the users experience the wearing comfort as pleasant²
- Increased mobility: possibility of wearing regular footwear
- Easy handling allows for self-management of the patient

Adjustable compression

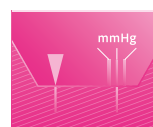
20 – 30 mmHg

30 – 40 mmHg

40 – 50 mmHg

50+ mmHg

Product benefits



Built-In-Pressure



Variety



Juxtaposed band



Easy handling



Inelastic



Breathe-O-Prene



Colours

S = Standard
Beige

Note

A video for application of the circaid juxtafit can be found here:
medi.biz/jf

* Please consider, that this recommendation does not replace the diagnosis and consultation of a medical healthcare professional.



¹ Lymphoedema Framework. Best Practice for the Management of Lymphoedema. International consensus. London: MEP Ltd, 2006.

² Protz K et al. Comparison of handling, pressure and wearing comfort of different compression edvices for decongestion therapy. Veins and Lymphatics 2018;7:7989:137-138.



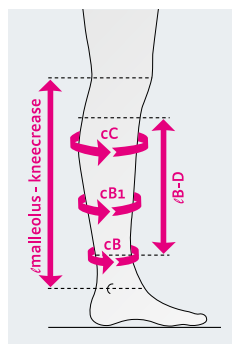
circaid juxtafit essentials
lower leg

circaid® juxtafit® essentials lower leg

Styles – standard	BD	BD
		
Size / Art. No.	short	long
S	JU25702	JU25002
M	JU25703	JU25003
L	JU25704	JU25004
XL	JU25705	JU25005
XXL	JU25706	JU25006
M extra wide	JU25713	JU25013
L extra wide	JU25714	JU25014
XL extra wide	JU25715	JU25015

Circumferences in cm	S	M	M – X	L
cC	30 – 38	36 – 43	43 – 50	41 – 48
cB1	20 – 28	25 – 33	33 – 40	30 – 38
cB	15 – 23	20 – 28	20 – 28	25 – 33
	L – X	XL	XL – X	XXL
cC	48 – 56	41 – 51	51 – 61	53 – 64
cB1	38 – 46	33 – 41	41 – 51	43 – 53
cB	25 – 33	30 – 38	30 – 38	33 – 41

Actual garment length in cm	short	long
ℓ B – D	28	36
Length measurement in cm	short	long
ℓ malleolus – knee crease	< 36	> 36



Your order for circaid juxtafit essentials lower leg includes:

- 1 adjustable compression device
- 1 circaid Built-In-Pressure System (BPS) guide card
- 1 pair of circaid compression anklets
- 1 circaid power added compression band (pac band)
- 1 pair of circaid undersleeves lower leg standard
- 1 circaid cover up



circaid juxtafit essentials combination,
circaid juxtafit essentials upper leg
with knee, lower leg and foot wrap
(pac band)



circaid juxtafit essentials lower leg
with pac band






circaid juxtafit essentials lower leg
band fasteners



circaid juxtafit essentials
upper leg with knee

circaid® juxtafit® essentials upper leg with knee

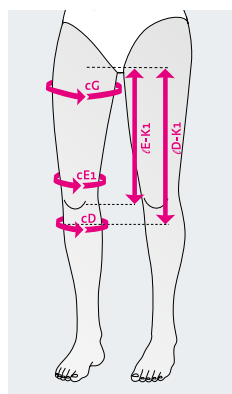
Styles – standard		DG	DG	DG
				
Size / Art. No.		extra short	short	long
Left	XXS	JU2878X	JU2873X	JU2803X
	XS	JU28781	JU28731	JU28031
	S	JU28782	JU28732	JU28032
	M	JU28783	JU28733	JU28033
	L	JU28784	JU28734	JU28034
	XL	JU28785	JU28735	JU28035
Right	XXS	JU2879X	JU2874X	JU2804X
	XS	JU28791	JU28741	JU28041
	S	JU28792	JU28742	JU28042
	M	JU28793	JU28743	JU28043
	L	JU28794	JU28744	JU28044
	XL	JU28795	JU28745	JU28045

Circumferences in cm	XXS	XS	S	M	L	XL
cG	40 – 52	46 – 62	54 – 70	60 – 80	69 – 90	77 – 101
cE1*	32 – 42	37 – 48	42 – 55	50 – 65	58 – 76	66 – 87
cD	23 – 30	27 – 35	31 – 41	35 – 46	40 – 52	44 – 58

Actual garment length in cm	extra short	short	long
ℓD – G	35**	45**	55**
Length measurement in cm	extra short	short	long
ℓknee crease – K1	< 25	25 – 35	> 35

*cE1 is 5 cm above the patella

** product length can be shortened by 5 cm



Your order for circaid juxtafit essentials upper leg with knee includes:

- 1 adjustable compression garment upper leg
- 1 circaid Built-In-Pressure System (BPS) guide card
- 1 pair of circaid undersleeves whole leg standard
- 1 circaid cover up

Decongestion
Phase

Transition
Phase

Maintenance
Phase

circaid® foot options

The following foot options are recommended to wear in combination with circaid juxtafit.

Note:

It is recommended to always wear a circaid foot option in combination with a circaid leg garment. The indications of the circaid foot options are identical to the indications of the corresponding circaid leg garment. Please order separately.



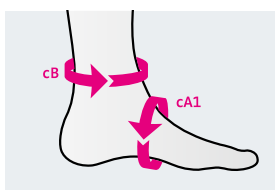
circaid power added compression band (pac band)

circaid® power added compression band (pac band)

Additional compression for the arch of the foot and ankle.

Product details

- Additional compression to the foot with mild to severe tendency for oedema
- Targets the arch of the foot and around the malleoli
- Can be trimmed to fit almost every foot shape
- Easy handling
- Lightweight and breathable material
- Available in standard and large
- Bilateral use (left or right foot)



Circumferences in cm

	standard	large
cB	19 – 27	25 – 50
cA1	19 – 36	22 – 41
Art. No.	JU5P001	JU5P002



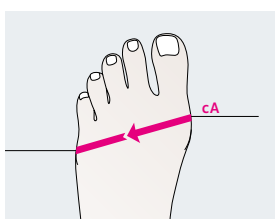
circaid toe cap

circaid® toe cap

Additional compression for the toes.

Product details

- Provides light to moderate compression
- Individually adjustable length of the toes
- Designed for left or right limb use
- It is recommended to always wear the circaid toe cap with a circaid foot option



Circumference in cm	2	3	4	5	6
cA	20 – 22	22 – 24	24 – 26	26 – 28	28 – 30
Art. No.	JU5T002	JU5T003	JU5T004	JU5T005	JU5T006



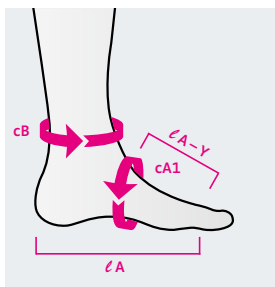
circaid juxtafit premium ankle foot wrap

circaid® juxtafit® premium ankle foot wrap

Adjustable compression device for the foot with closed heel.

Indications

- Provides compression to the foot and ankle
- High quality band fasteners with reinforced landing straps
- Easy handling
- Can be trimmed in length to provide perfect fit
- Available in standard sizes and as made-to-measure



Measurements in cm

	S	M	L
l A-Y	> 9	> 9	> 9
cB	< 36	< 36	< 41
cA1	19 – 24	24 – 29	29 – 34
l A	> 16	> 16	> 16
Art. No.	JU3W002	JU3W003	JU3W004

Made-to-measure

Art. No.	JU2W000
----------	---------



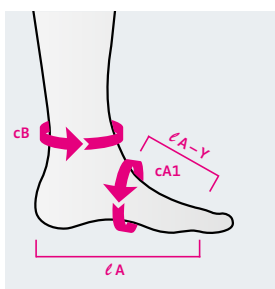
circaid juxtafit premium interlocking ankle foot wrap

circaid® juxtafit® premium interlocking ankle foot wrap

Adjustable compression device for the foot and heel with foot length adjustment.

Indications

- Provides compression to the foot and ankle
- Interlocking heel band allows foot length adjustment
- High quality band fasteners with reinforced landing straps
- Heel band offers targeted compression to the Bisgaard's region and ankle
- Easy handling
- Available in standard sizes only



Measurements in cm

	S	M	L
l A-Y	> 9	> 9	> 9
cB	< 36	< 36	< 41
cA1	19 – 24	24 – 29	29 – 34
l A	13 – 25	13 – 25	13 – 25
Art. No.	JU3I002	JU3I003	JU3I004



circaid single band ankle foot wrap

circaid® single band ankle foot wrap

Additional compression for the arch of the foot and ankle.

Product details

- Provides compression to foot and ankle
- Suitable for most foot sizes and shapes
- Ideal for individual bandaging of the foot
- One size fits all

Measurements

Width	7.6 cm
Length	203 cm
Art. No.	JU5Q001



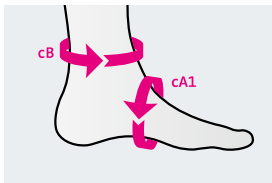
circaid compression anklet

circaid® compression anklet

Standard compression option for foot and ankle.

Product details

- Provides compression to the foot and ankle
- Can be combined with other circaid foot options
- Available in standard and large
- Delivered as standard item in circaid juxtafit lower leg garments



Circumferences in cm

	Standard	large
cB	19 – 27	25 – 50
cA1	19 – 36	22 – 41
Art. No.	JU51001	JU51002

circaid® juxtafit® accessories



circaid undersleeve lower leg, silver



circaid undersock whole leg with foot

circaid® undersleeves

For whole leg and lower leg.

- Can be worn directly against the skin underneath circaid products to provide added comfort
- Note: does not provide therapeutic compression

Leg versions

- circaid undersleeves (without foot)
 - lower leg
 - whole leg
 - lower leg, silver
 - whole leg, silver
- circaid undersock (with foot)
 - lower leg
 - whole leg
 - lower leg, silver
 - whole leg, silver
 - lower leg cotton terry (extra thick for maximum comfort)
 - whole leg cotton terry (extra thick for maximum comfort)

Standard size	Art. No.	Type	Style
Undersleeve lower leg	JULS709		BD
	JUSS709	Silver	BD
Undersleeve whole leg	JULS009		BG
	JUSS009	Silver	BG
Undersock lower leg	JULT709		AD
	JUST709	Silver	AD
	JUCT709	Cotton	AD
Undersock whole leg	JULT009		AG
	JUST009	Silver	AG
	JUCT009	Cotton	AG

Tip

Video for application and customisation of the circaid foot options can be found here: medi.biz/jf



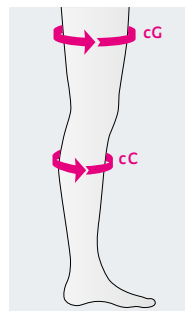
circaid cover up whole leg

circaid® cover up

Silky oversleeve for circaid garments.

- Can be worn over circaid arm and leg garments
- Prevents the garments from snagging on clothing or bedding
- Gives adjustable compression garments a refined look
- Available in black and beige
- Note: does not provide therapeutic compression

Standard size	Art. No.	Colour	Size
BD	JU5C7B2	Beige	S
	JU5C7B4	Beige	L
	JU5C7A2	Black	S
	JU5C7A4	Black	L
	JU5C700		Made-to-measure
BG	JU5C0B2	Beige	S
	JU5C0B4	Beige	L
	JU5C0A2	Black	S
	JU5C0A4	Black	L
	JU5C000		Made-to-measure



Circumferences in cm	small	large
cC	34 – 50	51 – 80
cG	50 – 71	72 – 108

Measuring point cC for BD garment.
Measuring point cC and cG for a BG garment.



circaid juxtafit premium shelf strap

circaid® juxtafit® premium shelf strap

Additional support and coverage.

- Offers additional support and coverage

Art. No.	Size	Size in cm
JU2Q001	S	20.5 x 6.5 (without hook tabs)
JU2Q002	L	25.5 x 9.0 (without hook tabs)
JU2Q000	Made-to-measure	–



Decongestion
Phase

Transition
Phase

Maintenance
Phase



Maintenance Phase

Long-term treatment of lymphoedema focuses on the improvement of the lymphatic vessels' function, reducing further swelling and achieving long-term control of the lymphoedema. A successful maintenance phase depends on effective compression hosiery.



Decongestion
Phase

Transition
Phase

Maintenance
Phase

mediven® flat knit care compass leg

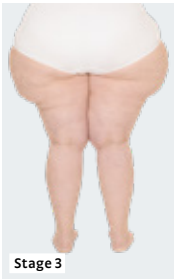

medi tip:

We refer to the current German S2k guideline Medical Compression Therapy¹, the S1 guideline Lipoedema² and the S2k guideline Diagnostics and Therapy of Lymphoedema³. For the supply of compression therapy aids, the relevant valid guidelines must be observed.

Step 1: Indication

Indication	mediven® 550 leg	mediven® cosy	mediven mondi®	circaid® juxtafit®
Primary and secondary lymphoedema	•	•	•	•
Lipoedema	•	•	•	
Scar treatment	•	•	•	
Post-operative and post-traumatic oedema	•	•	•	
Mixed forms such as phlebo-lymphoedema, lipo-lymphoedema	•	•		•

Step 2: Consider the stage

Indication	Diagnosis	Characteristics	mediven® 550 leg	mediven® cosy	mediven mondi®	circaid® juxtafit®
 Stage 3	Stage 1	Smooth skin surface, uniform thickening of the subcutis at certain points	•	•	•	
	Stage 2	Wave-like skin surface, knot-like structures in thickened subcutis	•	•	•	
	Stage 3	Coarse nodular skin surface, circumferential augmentation with overhanging tissue parts	•	•		
 Stage 2	Stage 1	Spontaneously reversible, oedema of soft consistency; elevation reduces swelling, pitting of the skin	•	•	•	•
	Stage 2	Spontaneously irreversible, hardened oedema; elevation does not eliminate swelling, skin does not pit	•	•	•	•
	Stage 3	Unformed swelling of extreme dimensions, severely hardened skin, formation of blisters and fistulae	•			•

¹ Rabe E et al. S-k guideline: Medical compression therapy of the extremities with medical compression stockings (MCS), phlebological compression bandages (PKV) and Medical Adaptive Compression Systems (MAK). Published online at: <https://www.awmf.org/leitlinien/detail/II/037-005.tml> (Last accessed 18.03.2020)





















² Reich-Schupke S et al. S1 guideline lipoedema. Published online at: <https://www.awmf.org/leitlinien/detail/II/037-012.html> (Last accessed 18.03.2020)

³ Oberlin M et al. S2k guideline: Diagnosis and therapy of lymphoedema. Published online at: <https://www.awmf.org/leitlinien/detail/II/058-001.html> (Last accessed 18.03.2020)

⁴ List of aids of the GKV-Spitzenverband, PG 17, Link: https://hilfsmittel.gkv-spitzenverband.de/produktartlisteZurPG_input.action?paramGruppelId=17 (Last accessed 18.03.2020)

Because of the material, the fit and the product features, we recommend the mediven flat knit products for patients with the following characteristics*.

Step 3: Consider patient-specific criteria

Criteria	Material*	Light e. g. mediven mondi®	Medium e. g. mediven® cosy	Strong e. g. mediven® 550 leg
				
Connective tissue		normal to firm	soft to firm	very soft to hardened
Weight				
Deepened skin wrinkles / calibre jumps		none	moderate	strong
Severity of the disease				
Recommended mediven® compression stockings:				
				
				
Recommended for patients who are not able to apply compression stockings:				

* wall stability

Recommendation:

- The **softer** the connective tissue,
- The **higher** the weight,
- The **more** deepened skin wrinkles,
- The **more** severe the disease.

→ The **stronger** the stocking material should be.

→ The most prominent condition indicates stocking choice.

Leg garment	Oedema stage	Knitting technique	S = Standard M = Made-to-measure	Page
mediven 550 leg	1, 2, 3	flat knit	S, M	57
mediven cosy	1, 2, 3	flat knit	M	64
mediven mondi	1, 2	flat knit	S, M	72
circaid juxtafit premium and essentials leg	1, 2, 3	adjustable multi components textile	S, M	79

*Please note that this recommendation does not replace the diagnosis of a doctor or the advice of a medical specialist. The choice of the optimal compression stocking depends on the indication and the individual needs of the patient.

3

Phase



mediven® 550 leg

Strong. Very high wall stability. Reliable hold.

medi tip¹:

Because of the material, the fit and the product features, we recommend mediven 550 leg for:

- Very soft to hardened connective tissue
- Strong deepened skin wrinkles / calibre jumps
- Associated weight disorders
- Pronounced lymphoedema

Indications²

- Lipoedema, stages 1, 2, 3
- Primary and secondary lymphoedema, stages 1, 2, 3
- Scar treatment
- Post-operative and posttraumatic oedema
- Mixed forms such as phlebo-lymphoedema, lipo-lymphoedema

Product features

- Very high wall stability
- High working pressure
- Firm, strong fabric

Special features

- UV protection factor 40
- Wide range of accessories such as soft toe, gluteal shaper, hallux or varus ease zone, flexure functional zones
- Numerous variants such as leg sections for double and multipart garments
- Fashionable variety: 6 standard colours, 5 trend colours, 3 unique Design-Elements and 4 Fashion-Elements




Available with sparkling Swarovski® crystals³

Design-Elements⁴



Fashion-Elements⁵



Fashion-Elements were awarded with the iF Design Award 2017 and 2019 as well as the Red Dot Award 2017!

Compression Class

CCL 1, 2, 3, 4

Product benefits



Clima Comfort



Clima Fresh



Perfect Fit



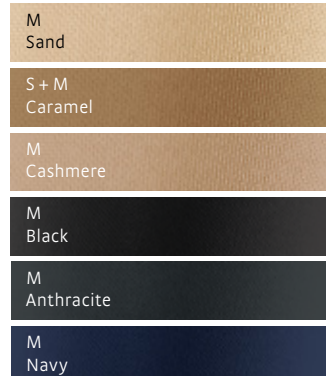
Variety



Anatomic Fit



Colours



Standard colours



Trend colours

Delivery period up to 10 working days

S = Standard

M = Made-to-measure

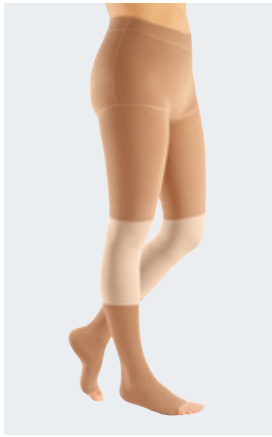
¹ The choice of the optimum compression stocking depends on the indication and the individual needs of the patient.

² Please note that this recommendation does not replace the diagnosis or the advice from a medical professional.

³ Swarovski® is a registered trademark of Swarovski AG.

⁴ The Design-Elements can be freely combined with the standard and trend colours (no extra charge).

⁵ Please note: Fashion-Elements are at extra costs



Combination of below knee stocking (AD), capri panty (CG) and cycling shorts (ET)





















Combination of below knee stocking (AD) and CT leg section



One-legged pantyhose (ATE)

mediven® 550 leg made-to-measure styles

Styles— made-to- measure	AD	AF	AG	AT /	ATH /	ATU
			 optional with belt			
Styles— made-to- measure	ATE / ATEH	BT / BTH	B1T / B1TH CT / CTH	ET / ETH FT / FTH	AB	
	 left right					
Styles— made-to- measure	AB1	BD	BF	BG	CF	
						
Styles— made-to- measure	CG	DG				
						

Standard models

Border	Flat oblique with all stocking variants
Styles	Flat oblique at the thigh and perforated topband with all pantyhose variants
Gusset	Men's gusset: ATH, ATEH, FTH, ETH, CTH, BTH non-compressive front panty top: ATU, ATEU, FTU, ETU, CTU, BTU
Foot	Oblique, open foot



Material composition

	Elastane (EL)	Polyamide (PA)
CCL 1	23 %	77 %
CCL 2	25 %	75 %
CCL 3	28 %	72 %
CCL 4	32 %	68 %



Below knee stocking (AD)
with open toe

mediven® 550 leg standard styles (ready-to-wear)

Styles – standard	AD	AD pte.
		
	calf	calf petite
Article No.	B2407*	B2477*
	*add size number 01 – 14	

CCL	2
Length	2 lengths for AD / calf and AD / calf petite
Foot	Open toe straight ending
Topband	Silicone dot topband
Standard sizes	IV – XIV
Colour	Caramel

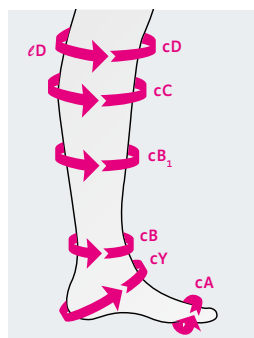
Size / Art. No.	IV	V	VI	VII	VIII
AD, open toe	B240701	B240702	B240703	B240704	B240705
AD, closed toe	B240711	B240712	B240713	B240714	B240715
AD calf petite, open toe	B247701	B247702	B247703	B240704	B240705
AD calf petite, closed toe	B247711	B247712	B247713	B247714	B247715

	IX	X	XI	XII	XIII	XIV
AD, open toe	B240706	B240707	B240708	B240709	B240723	B240724
AD, closed toe	B240716	B240717	B240718	B240719		
AD calf petite, open toe	B247706	B247707	B247708	B247709	B247723	B247724
AD calf petite, closed toe	B247716	B247717				

Circumference in cm	IV	V	VI	VII	VIII
cD	29 – 33	30 – 34	31 – 35	32 – 36	33 – 37
cC	30 – 34	31 – 35	32 – 36	33 – 37	34 – 38
cB ₁	24 – 26	25 – 27	26 – 28	27 – 29	28 – 30
cB	19 – 20	20 – 21	21 – 22	22 – 23	23 – 24
cY	27 – 29	28 – 30	29 – 32	29 – 33	30 – 34
cA	18 – 20	19 – 21	20 – 22	21 – 23	22 – 24

Circumference in cm	IX	X	XI	XII	XIII	XIV
cD	34 – 38	35 – 39	36 – 40	37 – 41	38 – 42	39 – 43
cC	35 – 39	36 – 40	37 – 41	38 – 42	39 – 43	40 – 44
cB ₁	29 – 32	29 – 33	30 – 34	31 – 35	32 – 36	33 – 37
cB	24 – 25	25 – 26	26 – 27	27 – 28	28 – 29	29 – 30
cY	31 – 35	32 – 36	33 – 37	34 – 38	35 – 39	36 – 40
cA	23 – 25	24 – 26	25 – 27	26 – 28	27 – 29	28 – 30

Length measurements in cm						
ℓD normal 39 – 41			ℓD short 37 – 39			



ℓ = length measurements
c = circumferences



3

Phase

mediven[®] 550 toe cap

Strong. Very high wall stability. Reliable hold.

Indications¹

- Patients with lymphoedema in the toes (Stemmer positive) and on the dorsum of the foot


Product features

- Toe cap with Clima Fresh: reliably prevents odour and colonisation by bacteria
- Top and bottom principle:
 - Seams moved to the upper and lower surfaces of the toes (no seams between the toes)
 - Each single toe made to measure


medi tip

- Optional integration of medi lymphpads for additional pressure in lymphoedema of the dorsum of the foot

Design-Elements²



Fashion-Elements³



Compression Class

CCL 1, 2, 3

Product benefits



Clima Comfort



Clima Fresh



Perfect Fit



Variety



Anatomic Fit



Colours



Standard colours



Trend colours

Delivery period up to 10 working days

S = Standard

M = Made-to-measure

¹ Please note that this recommendation does not replace the diagnosis or the advice from a medical professional.

² The Design-Elements can be freely combined with the standard and trend colours (no extra charge).

³ Please note: Fashion-Elements are at extra costs



Seamless toe cap

Seamless toe cap

- More reliable measurements (no longer necessary to calculate the overlap)
- Care to suit the indication for optimum lymphatic drainage (no circular seams)
- Very comfortable to wear, without circular seams
- Outstanding non-slip grip
- Available in variants AB, AB1, AD, AF, AG, AT, ATH, ATU, ATE/ATEH
- Different compression classes in toe cap and leg garment available



Individual toe cap

Individual toe cap

- Increased wall stability due to double compression garments for pronounced forms of oedema over the dorsum of the foot
- Individual care options, e.g. nightwear or combination with other product variants
- Displacement of the seam on the bottom of the foot (lateral seam as special request available)

medi tip:

- The individual toe cap makes it easy and quick to put on and take off.

Styles





Decongestion
Phase

Transition
Phase

Maintenance
Phase

3

Phase



mediven[®] cosy

Flexible. Supple. Freedom of movement.

medi tip¹:

Because of the material, the fit and the product features, we recommend mediven cosy for:

- Soft to firm connective tissue
- Moderate deepened skin wrinkles / calibre jumps
- Associated weight disorders
- Lipoedema patients
- Travelling / sports

Indications²


- Lipoedema stages 1, 2, 3
- Primary and secondary lymphoedema stages 1, 2
- Scar treatment
- Post-operative and post-traumatic oedema
- Mixed forms such as phlebo-lymphoedema, lipo-lymphoedema

Product features

- Medium wall stability
- High longitudinal elongation
- Flexible, supple fabric


Special features

- UV protection factor 80
- Particularly flexible, soft knitted fabric
- High longitudinal elongation for easy donning
- Special anatomical foot shape
- Special durable sole and heel




Available with sparkling Swarovski[®] crystals³

Design-Elements⁴



Fashion-Elements⁵



Compression Class

CCL 1, 2, 3

Product benefits



Clima Comfort



Clima Fresh



Perfect Fit



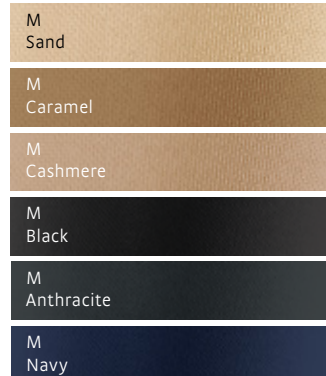
Variety



Anatomic Fit



Colours



Standard colours



Trend colours

Delivery period up to 10 working days

M = Made-to-measure

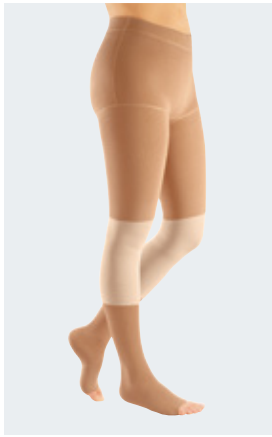
¹ The choice of the optimum compression stocking depends on the indication and the individual needs of the patient.

² Please note that this recommendation does not replace the diagnosis or the advice from a medical professional.

³ Swarovski[®] is a registered trademark of Swarovski AG.

⁴ The Design-Elements can be freely combined with the standard and trend colours (no extra charge).

⁵ Please note: Fashion-Elements are at extra costs



Combination of below knee stocking (AD), capri panty (CG) and cycling shorts (ET)





















Combination of below knee stocking (AD) and CT leg section



One-legged pantyhose (ATE)

mediven® cosy made-to-measure styles

Styles— made-to- measure	AD	AF	AG	AT /	ATH /	ATU
			 optional with belt			
Styles— made-to- measure	ATE / ATEH	BT / BTH	B1T / B1TH CT / CTH	ET / ETH FT / FTH	AB	
	 left right					
Styles— made-to- measure	AB1	BD	BF	BG	CF	
						
Styles— made-to- measure	CG	DG				
						

Standard models

Border	Flat oblique with all stocking variants
Styles	Flat oblique at the thigh and perforated topband with all pantyhose variants
Gusset	Men's gusset: ATH, ATEH, FTH, ETH, CTH, BTH non-compressive front panty top: ATU, ATEU, FTU, ETU, CTU, BTU
Foot	Oblique, open foot

Material composition

	Elastane (EL)	Polyamide (PA)
CCL 1	15 %	85 %
CCL 2	20 %	80 %
CCL 3	28 %	72 %



Decongestion
Phase

Transition
Phase

Maintenance
Phase

3

Phase



mediven[®] cosy toe cap

Flexible. Supple. Freedom of movement.

Indications¹

- Patients with lymphoedema in the toes (Stemmer positive) and on the dorsum of the foot

Product features

- Toe cap with Clima Fresh: reliably prevents odour and colonisation by bacteria
- Top and bottom principle:
 - Seams moved to the upper and lower surfaces of the toes (no seams between the toes)
 - Each single toe made to measure


medi tip¹

- Optional integration of medi lymphpads for additional pressure in lymphoedema of the dorsum of the foot

Design-Elements²



Fashion-Elements³



Compression Class

CCL 1, 2

Product benefits



Clima Comfort



Clima Fresh



Perfect Fit



Variety



Anatomic Fit



Colours



Standard colours



Trend colours

Delivery period up to 10 working days

M = Made-to-measure

¹ Please note that this recommendation does not replace the diagnosis or the advice from a medical professional.

² The Design-Elements can be freely combined with the standard and trend colours (no extra charge).

³ Please note: Fashion-Elements are at extra costs



Seamless toe cap

Seamless toe cap

- More reliable measurements (no longer necessary to calculate the overlap)
- Care to suit the indication for optimum lymphatic drainage (no circular seams)
- Very comfortable to wear, without circular seams
- Outstanding non-slip grip
- Available in variants AB, AB1, AD, AF, AG, AT, ATH, ATU, ATE/ATEH
- Different compression classes in toe cap and leg garment available



Individual toe cap

Individual toe cap

- Increased wall stability due to double compression garments for pronounced forms of oedema over the dorsum of the foot
- Individual care options, e.g. nightwear or combination with other product variants
- Displacement of the seam on the bottom of the foot (lateral seam as special request available)

medi tip:

- The individual toe cap makes it easy and quick to put on and take off.

Styles

Closed
toe cap



Closed
toe cap
without
small toe



Open
toe cap



Open
toe cap
without
small toe





Decongestion
Phase

Transition
Phase

Maintenance
Phase

3

Phase



mediven mondi®

Soft. Fine. Looks great.

medi tip¹:

Because of the material, the fit and the product features, we recommend mediven mondi for:

- Normal to firm connective tissue
- No deepened skin wrinkles / calibre jumps
- Normal weight (normal leg shape)
- Atopic dermatitis (mondi with silver segments)
- CVI with severe oedema tendency

Indications²


- Lipoedema, stages 1, 2
- Primary and secondary lymphoedema, stages 1, 2
- Scar treatment
- Post-operative and post-traumatic oedema

Product features

- Light wall stability
- High lateral elongation
- Soft, fine fabric

Special features

- Available with silver segments:
 - Y-C, Y-D, Y-G, A-C, A-D, A-G
 - Antibacterial effect for patients with e. g. atopic dermatitis
- UV protection factor 80
- Many combination options with special extras such as Y-knitting marks
- Fashionable variety: 6 standard colours and 5 trend colours




Available with sparkling Swarovski® crystals³

Compression Class

CCL 1, 2, 3

Product benefits



Clima Comfort



Clima Fresh



Perfect Fit



Variety



Anatomic Fit



Colours

M
Sand

S + M
Caramel

M
Cashmere

M
Black

M
Anthracite

M
Navy

Standard colours

M
medi Magenta

M
Cherry-red

M
Grey

M
Violet

M
Blue-jeans

Trend colours

Delivery period up to 10 working days

S = Standard

M = Made-to-measure

¹The choice of the optimum compression stocking depends on the indication and the individual needs of the patient.

²Please note that this recommendation does not replace the diagnosis or the advice from a medical professional.

³Swarovski® is a registered trademark of Swarovski AG.



Below knee stocking (AD)
with open toe





















Thigh-length stocking (AG)
with open toe



Maternity panty (ATU)

mediven mondi® made-to-measure styles

Styles— made-to- measure	AD	AF	AG	AT / ATH / ATU		
			 optional with belt			
Styles— made-to- measure	ATE / ATEH	BT / BTH	B1T / B1TH CT / CTH	ET / ETH FT / FTH	AB	
	 left right					
Styles— made-to- measure	AB1	BD	BF	BG	CF	
						
Styles— made-to- measure	CG	DG				
						

Standard models

Border	Flat oblique with all stocking variants
Style	Flat oblique at the thigh and perforated topband with all pantyhose variants
Gusset	Men's gusset: ATH, ATEH, FTH, ETH, CTH, BTH non-compressive front panty top: ATU, ATEU, FTU, ETU, CTU, BTU
Foot part	Oblique, open foot

Material composition

	Elastane (EL)	Polyamide (PA)
CCL 1	22 %	78 %
CCL 2	24 %	76 %
CCL 3	28 %	72 %



Below knee stocking (AD)
with open toe

mediven mondi® standard styles (ready-to-wear)

Styles – standard	AD	AD pte.	AG / PrB	AG pte. / PrB
	calf	calf petite	thigh with topband	thigh petite with topband
Article No.	C2407*	C2477*	C26P7*	C25P7*
	*add size number 01 – 07			

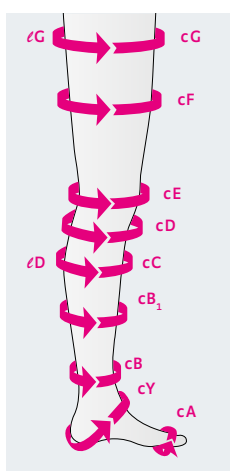
Standard models

CCL	2
Length	2 lengths for AD / calf and AG / thigh
Foot	Open toe straight ending
Topband	Silicone dot topband
Standard sizes	I – VII
Colour	Caramel

Circumference in cm	I	II	III	IV	V	VI	VII
cG	44 – 53	46 – 57	50 – 61	53 – 65	56 – 70	60 – 74	64 – 80
cF	40 – 47	42 – 51	45 – 55	48 – 58	51 – 62	54 – 67	58 – 72
cE	30 – 37	33 – 40	36 – 42	38 – 44	40 – 46	42 – 48	44 – 50
cD	28 – 33	30 – 35	32 – 37	34 – 39	36 – 41	38 – 43	40 – 45
cC	29 – 34	31 – 36	33 – 38	35 – 40	37 – 42	39 – 44	41 – 46
cB ₁	24 – 26	26 – 28	28 – 31	30 – 33	32 – 35	34 – 37	36 – 39
cB	18 – 20	20 – 22	22 – 24	24 – 26	26 – 28	28 – 30	30 – 32
cY	28 – 30	29 – 32	31 – 34	33 – 36	34 – 38	36 – 40	37 – 41
cA	18 – 21	20 – 23	22 – 25	24 – 27	26 – 29	28 – 31	30 – 33

Length measurements in cm

	AD standard 38 – 43	AG standard 72 – 83
	AD short 33 – 37	AG short 62 – 71



ℓ = length measurements
c = circumferences

Decongestion
Phase

Transition
Phase

Maintenance
Phase

3

Phase



mediven mondi® toe cap

Soft. Fine. Looks great.

Indications¹

- Patients with lymphoedema in the toes (Stemmer positive) and on the dorsum of the foot

Product features

- Toe cap with Clima Fresh: reliably prevents odour and colonisation by bacteria
- Top and bottom principle:
 - Seams moved to the upper and lower surfaces of the toes (no seams between the toes)
 - Each single toe made to measure



Seamless toe cap

Seamless toe cap

- More reliable measurements (no longer necessary to calculate the overlap)
- Care to suit the indication for optimum lymphatic drainage (no circular seams)
- Very comfortable to wear, without circular seams
- Outstanding non-slip grip
- Available in variants AB, AB1, AD, AF, AG, AT, ATH, ATU, ETE/ATEH
- Different compression classes in toe cap and leg garment available



Individual toe cap

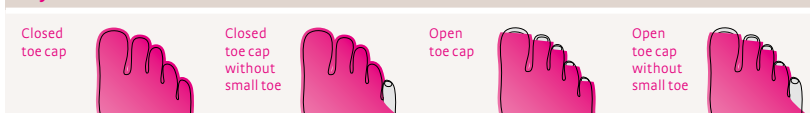
Individual toe cap

- Increased wall stability due to double compression garments for pronounced forms of oedema over the dorsum of the foot
- Increased treatment compliance due to quick and easy donning
- Individual care options, e.g. nightwear or combination with other product variants
- Displacement of the seam on the bottom of the foot (lateral seam as special request available)

medi tip¹:

- The individual toe cap makes it easy and quick to put on and take off.

Styles



Compression Class

CCL 1, 2

Product benefits



Clima Comfort



Clima Fresh



Perfect Fit



Variety



Anatomic Fit



Colours

M
Sand

S + M
Caramel

M
Cashmere

M
Black

M
Anthracite

M
Navy

Standard colours

M
medi Magenta

M
Cherry-red

M
Grey

M
Violet

M
Blue-Jeans

Trend colours

Delivery period up to 10 working days

S = Standard

M = Made-to-measure

¹Please note that this recommendation does not replace the diagnosis or the advice from a medical professional.

3

Phase



circaid® juxtafit® premium and essentials leg

Adjustable compression products for maintaining long term therapy results. For patients who have challenges with the established medical compression stockings.

medi tip*:

Due to product features we recommend circaid juxtafit for:

- men / women
- optimising and maintaining decongestion results
- patients who have challenges with medical compression stockings
- 24 hour compression therapy
- mobile / immobile patients

Indications

- Lymphoedema
- Other forms of oedema
- Lipoedema
- Chronic venous insufficiency
- Varicose veins
- Venous Stasis Ulcer
- Post Sclerotherapy
- Lipodermatosclerosis

Product features

- Easy handling – simple donning and doffing
- circaid Built-In-Pressure System (BPS): adjustable, controllable and re-adjustable compression
- Re-adjustability of the individual bands avoids pressure loss and thus sliding down of the garment
- Breathe-O-Prene: breathable and inelastic material with high wall-stability for high working pressure
- Latex-free, odour-inhibiting material with anti-bacterial effect

Benefits

- Offering an alternative therapy solution for patients who are not able to apply or tolerate compression stockings
- Compression therapy – essential part of the complex lymphoedema therapy¹
- Increased patient-adherence: 94.6 % of the users experience the wearing comfort as pleasant²
- Increased mobility: possibility of wearing regular footwear²
- Easy handling allows for self-management of the patient

For further product information and details please refer to pages 38 – 43 (see Phase 2, Transition Phase)

Adjustable compression


20 – 30 mmHg

30 – 40 mmHg

40 – 50 mmHg

50+ mmHg

Product benefits



Built-In-Pressure



Variety



Juxtaposed band



Easy handling



Inelastic



Breathe-O-Prene



Colours

S + M
Beige

Standard colours

S = Standard
M = Made-to-measure

Note

A video for application of the circaid juxtafit can be found here:
medi.biz/jf

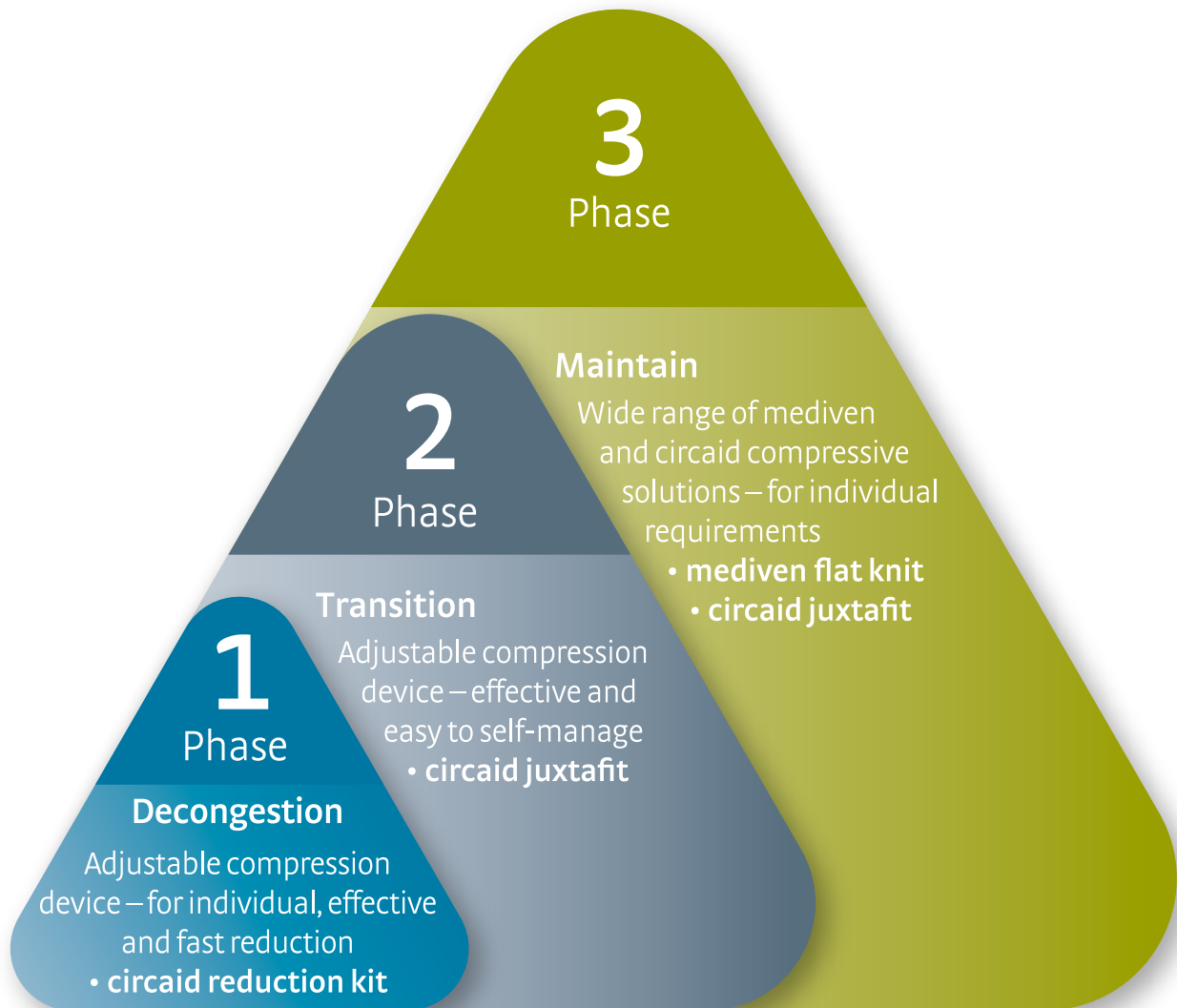
* Please consider, that this recommendation does not replace the diagnosis and consultation of a medical healthcare professional.

¹ Lymphoedema Framework. Best Practice for the Management of Lymphoedema. International consensus. London: MEP Ltd, 2006.

² Protz K et al. Comparison of handling, pressure and wearing comfort of different compression edvices for decongestion therapy. Veins and Lymphatics 2018;7:7989:137-138.

medi Therapy Concept Lymphology – Upper Extremities

Optimum treatment with medi during the entire therapy.



1 Decongestion Phase



Adjustable and patient-individual compression for initial oedema reduction.

- circaid® reduction kit

2 Transition Phase



Effective compression to optimise reduction results.

- circaid® juxtafit®

3 Maintenance Phase



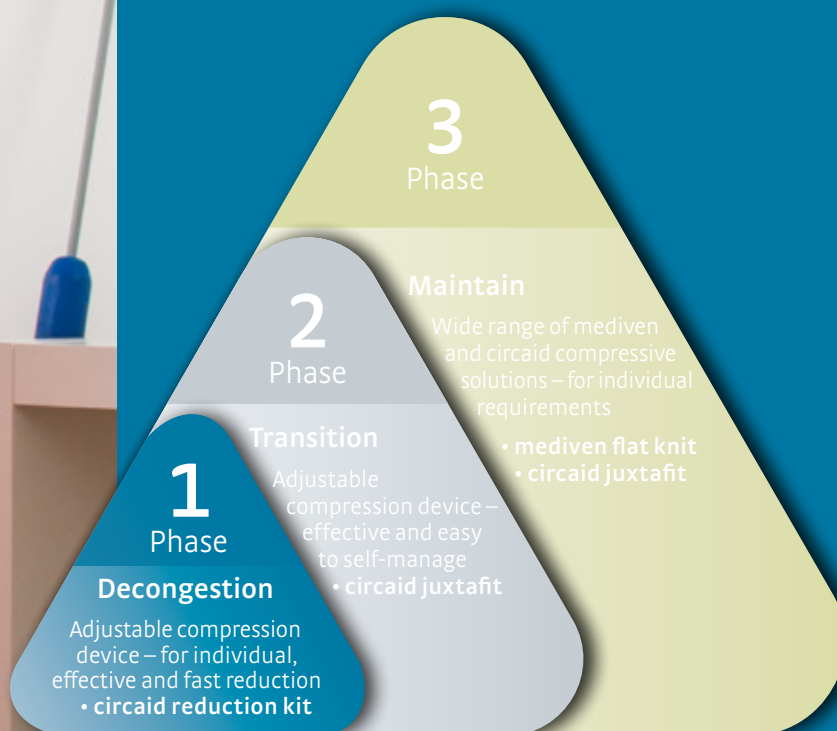
A huge variety of compression solutions to maintain therapy results in the long term.

- mediven® flat knit
- circaid® juxtafit®



Decongestion Phase

Reducing the limb volume during the decongestion phase. A solution that drives decongestion and enables patient participation from day one.



Decongestion Phase

Transition Phase

Maintenance Phase

1
Phase



circaid[®] reduction kit

Adjustable, trimmable compression products for the arm in the decongestion phase.

medi tip*:

Due to product features we recommend circaid juxtafit for:

- men / women
- initial decongestion of arm lymphoedema
- 24 hour compression therapy

Indications

- Lymphoedema
- Other forms of oedema
- Lipoedema

Product features

- Easy and time saving handling – simple donning and doffing
- Adjustable sizes – garment is initially fitted to the patient's individual circumferences and limb shape
- Ability to reduce size of garment as the limb volume decreases
- Built-In-Tension System (BTS) to set, control and re-adjust the correct therapeutic tension level – enables consistent compression and effective decongestion
- Re-adjustability of the individual bands avoids pressure loss and thus sliding down of the garment – supporting oedema reduction effectively
- Breathe-O-Prene: breathable and inelastic material with high wall-stability for high working pressure
- Latex-free, odour-inhibiting material with anti-bacterial effect
- Can also be worn at night if required

Benefits

- Easy handling – time-saving and less susceptible to error
- Easy handling – can be applied using one hand
- Compression therapy – essential part of the complex lymphoedema therapy¹
- Faster reduction of lymphoedema
- Promotes selfmanagement thanks to easy handling



circaid reduction kit arm including hand wrap customizable



Built-In-Tension system card (BTS)



Fitting of the arm component

Adjustable compression

Tension 1 – 8

Product benefits



Juxtaposed band



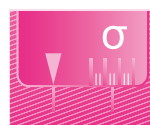
Variety



Easy handling



Inelastic



Built-In-Tension



Breathe-O-Prene



Colours



Size

Trimmable (customisable)

Note

A video for application and customisation of the circaid reduction kit arm can be found here: medi.biz/rk

* Please consider, that this recommendation does not replace the diagnosis and consultation of a medical healthcare professional.

¹ Lymphoedema Framework. Best Practice for the Management of Lymphoedema. International consensus. London: MEP Ltd, 2006.



circaid reduction kit arm

circaid® reduction kit arm

Art. No.	Description
JV11001	circaid reduction kit arm standard
JV11011	circaid reduction kit arm standard wide
JV11021	circaid reduction kit arm standard extra wide
JV12001	circaid reduction kit arm long
JV12011	circaid reduction kit arm long wide
JV12021	circaid reduction kit arm long extra wide

circaid reduction kit – arm			
Circumference in cm	standard	wide	extra wide
cF	< 50	50 – 65	65 – 80
cB*	< 30	< 30	< 30
Length measurement in cm	standard	long	
∠C – G	< 45	> 45	

* If cB is > 30 cm hand wrap will not fit, though circaid reduction kit arm component may still be used.



Your order for circaid reduction kit arm includes:

- 1 adjustable compression device
- 1 Built-In-Tension system card (BTS)
- 1 circaid customizable hand wrap
- 1 pair of circaid undersleeve arm
- 1 paper measurement tape

circaid[®] hand options & accessories

The following hand options are recommended to wear in combination with circaid reduction kit.

Note:

It is recommended to always wear a circaid foot option in combination with a circaid leg garment. The indications of the circaid foot options are identical to the indications of the corresponding circaid leg garment, ordered separately.

Tip

Video for application and customisation of the circaid hand options can be found here: medi.biz/rk



circaid customizable interlocking hand wrap

circaid[®] customizable hand wrap

Customisable hand option for oedema decongestion.

Product details

- Provides additional compression to the hand from the wrist to the base of the fingers
- Customisable to patient- individual circumferences and shape
- Adjustable to decreasing circumferences during decongestion
- Easy handling
- Bilateral use (left and/or right hand)

Art. No.	Description
JULV409	circaid customizable hand wrap

Circumference in cm	
cC	< 30
cB	< 30



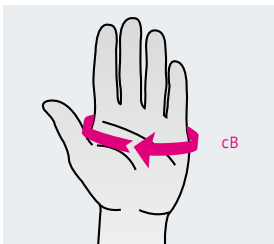
circaid glove

circaid[®] glove

Additional compression for the fingers.

Product details

- Provides light to moderate compression
- Individually adjustable length of the fingers
- Intuitive and simple donning
- Designed for left or right hand use
- It is recommended to always wear the circaid glove with a circaid arm garment



Circumference in cm	2	3	4	5	6
cB	18 – 21	20 – 23	22 – 25	24 – 27	26 – 29
Art. No.	JU5G002	JU5G003	JU5G004	JU5G005	JU5G006



circaid reduction kit undersleeve arm

circaid[®] reduction kit undersleeve arm

Additional wearing comfort.

- Can be worn directly against the skin underneath circaid products
- Extra comfort
- Note: does not provide therapeutic compression

Art. No.	Description
JULV909	circaid reduction kit undersleeve arm wide

Decongestion
Phase

Transition
Phase

Maintenance
Phase





Transition Phase

Following the intensive therapy of reduction, some patients may benefit from a period of transition management before progressing into long-term therapy.



2

Phase



circaid[®] juxtafit[®] essentials Arm

Adjustable compression device for optimising and maintaining decongestion results in lymphoedema treatment.

medi tip*:

Due to product features we recommend circaid juxtafit for:

- men / women
- optimising and maintaining decongestion results
- patients who have challenges with medical compression armsleeves
- 24 hour compression therapy

Indications


- Lymphoedema
- Other forms of oedema
- Lipoedema

Product features

- Easy handling – can be applied using one hand
- Easy handling – simple donning and doffing
- circaid Built-In-Pressure System (BPS): adjustable, controllable and re-adjustable compression
- Re-adjustability of the individual bands avoids pressure loss and thus sliding down of the garment
- Inelastic material with high wall-stability for high working pressure
- Latex-free, odour-inhibiting material with anti-bacterial effect
- Available in standard sizes and as made-to-measure

Benefits

- Offering an alternative therapy solution for patients who are not able to apply or tolerate compression armsleeves
- Compression therapy – essential part of the complex lymphoedema therapy¹
- Easy handling allows for self-management of the patient
- Optimum addition to medical compression stockings – attractive armsleeves during the day and night compression with circaid garments
- Compression solution for optimising decongestion results and stabilising oedema fluctuations



circaid juxtafit essentials arm



circaid juxtafit essentials hand wrap

Adjustable compression

10 – 20 mmHg

20 – 30 mmHg

30 – 40 mmHg

Product benefits



Built-In-Pressure



Variety



Juxtaposed band



Easy handling



Inelastic



Breathe-O-Prene



Colours

S + M
Beige

S = Standard
M = Made-to-measure

Note

A video for application of the circaid juxtafit essentials arm can be found here: medi.biz/jf

* Please consider, that this recommendation does not replace the diagnosis and consultation of a medical healthcare professional.

¹ Lymphoedema Framework. Best Practice for the Management of Lymphoedema. International consensus. London: MEP Ltd, 2006.



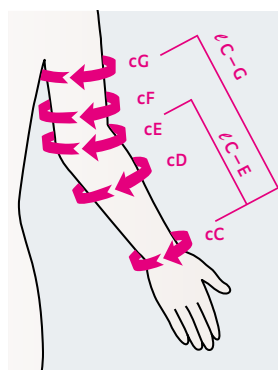
circaid juxtafit essentials arm

circaid® juxtafit® essentials arm standard styles

Styles – Standard		CG	CG	CG
Size / Art. No.		extra short	short	long
Left	1	JU2A781	JU2A731	JU2A031
	2	JU2A782	JU2A732	JU2A032
	3	JU2A783	JU2A733	JU2A033
	4	JU2A784	JU2A734	JU2A034
	5	JU2A785	JU2A735	JU2A035
	6	JU2A786	JU2A736	JU2A036
Right	1	JU2A791	JU2A741	JU2A041
	2	JU2A792	JU2A742	JU2A042
	3	JU2A793	JU2A743	JU2A043
	4	JU2A794	JU2A744	JU2A044
	5	JU2A795	JU2A745	JU2A045
	6	JU2A796	JU2A746	JU2A046

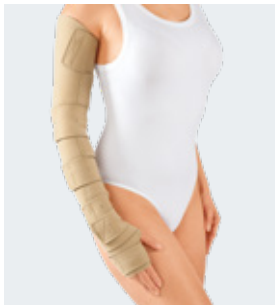
Circumferences in cm	1	2	3	4	5	6
cG	28 – 32	30 – 34	32 – 37	35 – 40	38 – 44	42 – 48
cF	26 – 30	28 – 32	30 – 35	33 – 38	36 – 41	39 – 45
cE	25 – 28	27 – 30	29 – 32	31 – 34	33 – 36	36 – 40
cD	23 – 26	25 – 28	27 – 30	29 – 32	31 – 34	33 – 37
cC	15 – 17	17 – 19	19 – 21	21 – 23	23 – 25	25 – 28

Actual garment length in cm	extra short	short	long
ℓ C – G	38	43	48
Length measurement in cm	extra short	short	long
ℓ C – E	< 22	22 – 25	> 25



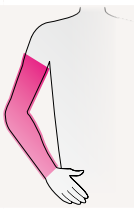
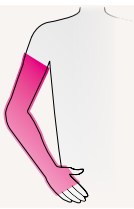
Your order for circaid juxtafit essentials arm includes:

- 1 adjustable compression garment
- 1 circaid Built-In-Pressure system (BPS) guide card
- 1 elbow band
- 1 circaid cover up arm



circaid juxtafit essentials arm with circaid juxtafit essentials hand wrap

circaid® juxtafit® essentials arm
made-to-measure styles

Styles – Made-to-measure	CG	AG
		
	Armsleeve without hand	Armsleeve with hand wrap
	made-to-measure	made-to-measure
Art. No.	JU2A000	JU2H000

circaid[®] hand options

The following hand options are recommended to wear in combination with circaid juxtafit.

Note:

It is recommended to always wear a circaid hand option in combination with a circaid arm garment. The indications of the circaid hand options are identical to the indications of the corresponding circaid arm garment.



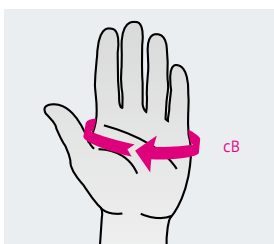
circaid juxtafit essentials hand wrap

circaid[®] juxtafit[®] essentials hand wrap

Adjustable compression device for the hand.

Product details

- Compresses the hand from the wrist to the base of the fingers
- Adjustable for additional pressure on the dorsum of the hand
- Simple handling – ideal for self-care
- Available in standard sizes only – for the left or right hand



Size	Circumferences in cm / cB Palm	Art. No. / Left	Art. No. / Right
XS	14 – 17	JU2B031	JU2B041
S	17 – 20	JU2B032	JU2B042
M	20 – 23	JU2B033	JU2B043
L	23 – 26	JU2B034	JU2B044
XL	26 – 29	JU2B035	JU2B045

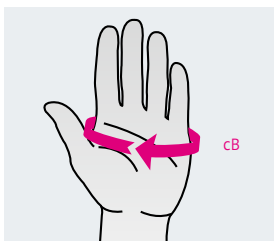


circaid[®] glove

Additional compression for the fingers.

Product details

- Provides light to moderate compression
- Individually adjustable length of the fingers
- Intuitive and simple donning
- Designed for left or right hand use
- It is recommended to always wear the circaid glove with a circaid arm garment



Circumference in cm	2	3	4	5	6
cB	18 – 21	20 – 23	22 – 25	24 – 27	26 – 29
Art. No.	JU5G002	JU5G003	JU5G004	JU5G005	JU5G006



circaid juxtafit essentials glove

circaid® juxtafit® essentials glove

Adjustable compression device for the hand including fingers.

Product details

- Compresses the hand from the wrist to the base of the fingers
- Adjustable for additional pressure on the dorsum of the hand
- Simple handling – ideal for self-care
- Available in standard sizes only - for the left or right hand

Styles	AC
 <p>glove</p>	
Size / Art. No.	made-to-measure JU2B000





circaid juxtafit essentials glove with dorsum strap

circaid® juxtafit® essentials glove with dorsum strap

Adjustable compression glove for additional compression for the dorsum of the hand.

- circaid juxtafit essentials glove also available with additional or separate dorsum strap

Styles	AC	AC
 <p>glove with dorsum strap</p>		 <p>separate dorsum strap</p>
Size / Art. No.	made-to-measure JU2L000	made-to-measure JU2C000





circaid juxtafit essentials open palm glove

circaid® juxtafit® essentials open palm glove

Adjustable compression device for the hand including fingers with open palm for easier donning.

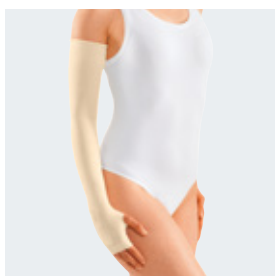
- circaid juxtafit essentials glove also available with open palm and open palm with dorsum strap

Styles	AC	AC
 <p>open palm glove</p>		 <p>open palm glove with dorsum strap</p>
Size / Art. No.	made-to-measure JU2F000	made-to-measure JU2L100

Note

A video for application of the circaid hand options can be found here: medi.biz/jf

circaid® juxtafit® accessories



circaid undersleeve arm
with thumb opening

circaid® undersleeves

For arm

- Can be worn directly against the skin underneath circaid products to provide added comfort
- Note: does not provide therapeutic compression

Arm versions

- circaid undersleeve arm Standard with thumb opening
- circaid undersleeve arm silver with thumb opening

Standard size	Art. No.	Type	Style
Undersleeve arm	JULV009		AG
	JUSV009	Silver	AG



circaid cover up arm with
circaid hand wrap

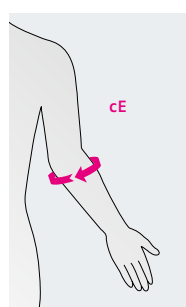
circaid® cover up

Silky oversleeve for circaid garments.

- Can be worn over circaid arm and leg garments.
- Prevents the garments from snagging on clothing or bedding
- Gives adjustable compression garments a refined look
- Available in black, beige and pink (for arm only)
- Note: does not provide therapeutic compression

Arm versions

Standard size	Art. No.	Colour	Size
CG	JU5U0B2	Beige	S
	JU5U0B4	Beige	L
	JU5U0P2	Pink	S
	JU5U0P4	Pink	L
	JU5U0A2	Black	S
	JU5U0A4	Black	L
	JU5U000		Made-to-measure



Circumferences in cm	small	large
cE	26 – 39	40 – 60



circaid juxtafit premium shelf strap

circaid® juxtafit® premium shelf strap

Additional support and coverage.

- Offers additional support and coverage

Art. No.	Size	Size in cm
JU2Q001	S	20.5 x 6.5 (without hook tabs)
JU2Q002	L	25.5 x 9.0 (without hook tabs)
JU2Q000	Made-to-measure	–





Maintenance Phase

The long-term management of lymphoedema focuses on enhancing the function of the lymphatics, limiting further deterioration of swelling and gaining long-term control of the condition. Success relies on compression garments.



Decongestion Phase

Transition Phase

Maintenance Phase

mediven® flat knit care compass arm

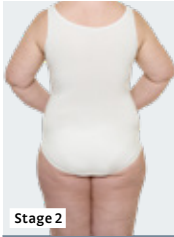

medi tip:

We refer to the current German S2k guideline Medical Compression Therapy Compression Therapy¹, the S1 guideline Lipoedema² and the S2k guideline Diagnostics and Therapy Lymphoedema³. For the supply of compression therapy aids, the relevant valid guidelines must be observed.

Step 1: Indication

Indication	mediven® 550 arm	mediven® mondi esprit	circaid® juxtafit®
Primary and secondary Lymphoedema	●	●	●
Lipoedema	●	●	
Scar treatment	●	●	
Post-operative and post-traumatic oedema	●	●	

Step 2: Consider stage

Indication	Diagnosis	Characteristics	mediven® 550 arm	mediven® mondi esprit	circaid® juxtafit®
 Stage 2	Stage 1	Smooth skin surface, uniform thickening of the subcutis at certain points	●	●	
	Stage 2	Wave-like skin surface, knot-like structures in thickened subcutis	●	●	
	Stage 3	Coarse nodular skin surface, circumferential augmentation with overhanging tissue parts	●		
 Stage 3	Stage 1	Spontaneously reversible, oedema of soft consistency; elevation reduces swelling, pitting of the skin	●	●	●
	Stage 2	Spontaneously irreversible, hardened oedema; elevation does not eliminate swelling, skin does not pit	●	●	●
	Stage 3	Unformed swelling of extreme dimensions, severely hardened skin, formation of blisters and fistulae	●		●

¹ Rabe E et al. S-k-Leitlinie: Medizinische Kompressionstherapie der Extremitäten mit Medizinischem Kompressionsstrumpf (MKS), Phlebologischem Kompressionsverband (PKV) und Medizinischen adaptiven Kompressionssystemen (MAK). Online veröffentlicht unter: <https://www.awmf.org/leitlinien/detail/II/037-005.html> (Letzter Zugriff 18.03.2020)








² Reich-Schupke S et al. S1-Leitlinie Lipödem. Online veröffentlicht unter: <https://www.awmf.org/leitlinien/detail/II/037-012.html> (Letzter Zugriff 18.03.2020)

³ Oberlin M et al. S2k-Leitlinie: Diagnostik und Therapie der Lymphödeme. Online veröffentlicht unter: <https://www.awmf.org/leitlinien/detail/II/058-001.html> (Letzter Zugriff 18.03.2020)

⁴ Hilfsmittelverzeichnis des GKV-Spitzenverband, PG 17, Link: https://hilfsmittel.gkv-spitzenverband.de/produktartlisteZurPG_input.action?paramGruppelId=17 (Letzter Zugriff 18.03.2020)

Because of the material, the fit and the product features, we recommend the mediven flat knit products for patients with the following characteristics*.

Step 3: Consider patient-specific criteria

Criteria	Material*	
	Light / Medium e. g. mediven® mondi esprit	Strong e. g. mediven® 550 arm
Connective tissue	normal to firm	very soft to hardened
Weight		
Deepened skin wrinkles / calibre jumps	none / moderate	moderate / strong
Severity of the disease		
Recommended mediven® compression armsleeves:	mediven® mondi esprit	
		mediven® 550 arm
Recommended for patients who are not able to apply compression armsleeves:	circaid® juxtafit®	

* wall stability

Recommendation:

- The **softer** the connective tissue,
- The **higher** the weight,
- The **more** deepened skin wrinkles,
- The **more** severe the disease.

→ The **stronger** the stocking material should be.

→ The most prominent condition indicates stocking choice.

Arm garment	Oedema stage	Knitting technique	S = Standard M = Made-to-measure	Page
mediven 550 arm	1, 2, 3	flat knit	M	103
mediven esprit	1, 2	flat knit	S, M	107
mediven harmony	1	round knit	S	111
circaid juxtafit essentials arm	1, 2, 3	adjustable multi-component textile	S, M	91

*Please note that this recommendation does not replace the diagnosis of a doctor or the advice of a medical specialist. The choice of the optimal compression stocking depends on the indication and the individual needs of the patient.

3

Phase



mediven[®] 550 arm

Strong. Greatest wall stability. Reliable hold.

medi tip¹:

Because of the material, the fit and the product features, we recommend mediven 550 arm for:

- Very soft to hardened connective tissue
- Strong deepened skin wrinkles /calibre jumps
- Associated weight disorders
- Pronounced lymphoedema

Suitable for

- soft to firm connective tissue

Indications²

- Primary and secondary lymphoedema stages 1, 2 and 3
- Lipoedema stages 1, 2 and 3
- Scar treatment
- Postoperative and post-traumatic oedema

Product features

- Highest wall stability
- High working pressure
- Firm, strong fabric

Special features

- UV protection factor 20
- Many combination options with special extras
- Numerous variants, such as arm cuffs for double and multipart garments
- Fashionable variety: 6 standard colours, 5 trend colours and 3 unique Design-Elements



Available with sparkling Swarovski[®] crystals³

Design-Elements⁴



Compression

CCL 1, 2, 3

Product benefits



Perfect Fit



Clima Comfort



Variety



Clima Fresh



Anatomic Fit



Colours



Standard colours



Trend colours

Delivery period up to 10 working days


M = Made-to-measure

¹ The choice of the optimum compression stocking depends on the indication and the individual needs of the patient.

² Please note that this recommendation does not replace the diagnosis or the advice from a medical professional.

³ Swarovski[®] is a registered trademark of Swarovski AG.


⁴ The Design-Elements can be freely combined with the standard and trend colours (no extra charge).




Armsleeve CG



With non-slip topband at G and hand piece with long fingers and thumb base



With shoulder strap



Hand piece (seam outside)

mediven® 550 arm made-to-measure styles

Styles made-to-measure	AD	AE	AF	AG
	long glove to D	long glove to E	Armsleeve with hand to F	Armsleeve with hand to G
Styles made-to-measure	CD	CE	CF	CG
	Armsleeve without hand to D	Armsleeve without hand to E	Armsleeve without hand to F	Armsleeve without hand to G
Styles made-to-measure	DG	EG		
	Arm cuff	Arm cuff		
Attachment options	Topband	Shoulder strap	Bra attachment	
One-piece (AG / AF) Arm with hand knitted on	At C or F			
Two-piece (CG + AC1) Arm with separate hand piece				
Hand section AC1				
Finger piece	Hand piece without fingers, with thumb opening	Hand piece without fingers, with base of thumb	Hand piece with short fingers, with base of thumb	
Hand piece with long fingers, with base of thumb	Hand piece with closed fingers			
Standard models				
Border proximal	Flat oblique with all variants apart from AC1. For AC1 porous, straight border.			
Border distal	Porous straight border: CD, CE, CF, CG			
Finger	Without fingers with base of thumb, open / closed fingers with base of thumb: AE, AF, AG, AC1, AD			
Fingerpiece	Open or closed			
Material composition				
	Elastane (EL)	Polyamide (PA)		
CCL 1	12 %	88 %		
CCL 2	16 %	84 %		
CCL 3	26 %	74 %		



Decongestion
Phase

Transition
Phase

Maintenance
Phase

3

Phase



mediven esprit®

Soft. Fine. Looks great.

medi tip¹:

Because of the material, the fit and the product features, we recommend mediven esprit for:

- Normal to firm connective tissue
- No deepened skin wrinkles /calibre jumps
- Normal weight

Indications²

- Primary and secondary lymphoedema stages 1 and 2
- Lipoedema stages 1 and 2
- Scar treatment
- Postoperative and post-traumatic oedema

Product features

- Light to medium wall stability
- Supple fabric

Special features

- UV protection factor 40
- Many combination options with special extras
- Numerous variants for double and multipart garments
- Fashionable variety: 6 standard colours, 5 trend colours and 3 unique Design-Elements



Available with sparkling Swarovski® crystals³

Design-Elements⁴



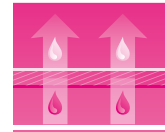
Compression

CCL 1, 2, 3

Product benefits



Perfect Fit



Clima Comfort



Variety



Clima Fresh



Anatomic Fit



Colours



Standard colours



Trend colours

Delivery period up to 10 working days


S = Standard
M = Made-to-measure

¹ The choice of the optimum compression stocking depends on the indication and the individual needs of the patient.


² Please note that this recommendation does not replace the diagnosis or the advice from a medical professional.

³ Swarovski® is a registered trademark of Swarovski AG.

⁴ The Design-Elements can be freely combined with the standard and trend colours (no extra charge).



Armsleeve with hand to G (AG)



With non-slip topband at G and hand part with long fingers and thumb base

mediven esprit® made-to-measure styles

Styles made-to-measure	AD	AE	AF	AG
	long glove to D	long glove to E	Armsleeve with hand to F	Armsleeve with hand to G
Styles made-to-measure	CD	CE	CF	CG
	Armsleeve without hand to D	Armsleeve without hand to E	Armsleeve without hand to F	Armsleeve without hand to G
Styles made-to-measure	DG	EG		
	Arm cuff	Arm cuff		
Attachment options	Topband	Shoulder strap	Bra attachment	
One-piece (AG / AF) Arm with hand knitted on Two-piece (CG + AC1) Arm with separate hand piece	At C or F			

Hand section AC1


Finger piece		Hand piece without fingers, with thumb opening		Hand piece without fingers, with base of thumb		Hand piece with short fingers, with base of thumb	
Hand piece with long fingers, with base of thumb		Hand piece with closed fingers					

Material composition

	Elastane (EL)	Polyamide (PA)
CCL 1	12 %	88 %
CCL 2	16 %	84 %
CCL 3	26 %	74 %

Standard models

Border proximal	Flat oblique with all variants apart from AC1. For AC1 porous, straight border.
Border distal	Porous straight border: CD, CE, CF, CG
Finger	Without fingers with base of thumb, open / closed fingers with base of thumb: AE, AF, AG, AC1, AD



Armsleeve (CG) with non-slip topband at G

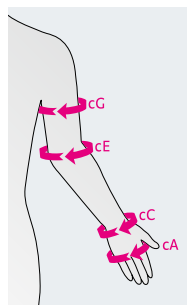
mediven esprit® standard styles (ready-to-wear)

Styles – standard	CG / SN	CG / SN long	AG / SN	AG / SN long	AC1
	armsleeve with topband	armsleeve long with topband	combined with topband	combined with topband long	glove with compr. fingers
CCL1	J1H1701–5	J1G1701–5	J151701–5	J161701–5	J110711–5
CCL2	J2H1701–5	J2G1701–5	J251701–5	J261701–5	J210711–5

Circumferences in cm / Armsleeve	I	II	III	IV	V
cA	17.0 – 19.0	18.0 – 20.0	19.0 – 22.0	21.0 – 24.0	23.0 – 27.0
cC	15.0 – 17.0	17.0 – 19.0	19.0 – 21.0	21.0 – 23.0	23.0 – 25.0
cE	25.0 – 27.5	27.0 – 29.5	29.0 – 32.0	31.0 – 34.0	33.0 – 37.0
cG	28.0 – 32.0	30.0 – 34.0	32.0 – 37.0	35.0 – 40.0	38.0 – 44.0
Length CG: standard 42 cm, long 47 cm					
Colour: caramel					

Circumferences in cm / Hand part	I	II	III	IV	V
a	17.0 – 20.0	19.0 – 22.0	21.0 – 24.0	23.0 – 26.0	25.0 – 28.0
b	18.0 – 21.0	20.0 – 23.0	22.0 – 25.0	24.0 – 27.0	26.0 – 29.0
c	15.0 – 17.0	17.0 – 19.0	19.0 – 21.0	21.0 – 23.0	23.0 – 25.0
c ₁	15.5 – 18.0	17.5 – 20.0	19.5 – 22.0	21.5 – 24.0	23.5 – 26.0

Circumferences in cm / Fingers		I	II	III	IV	V
Thumb	top	4.5	5.5	6.5	7.5	8.5
	bottom	6.5	7.5	8.5	9.5	10.5
Index finger	top	4.5	5.5	6.5	7.5	8.5
	bottom	5.5	6.5	7.5	8.5	9.5
Middle finger	top	4.5	5.5	6.5	7.5	8.5
	bottom	5.5	6.5	7.5	8.5	9.5
Ring finger	top	4.0	5.0	6.0	7.0	8.0
	bottom	5.0	6.0	7.0	8.0	9.0
Little finger	top	3.5	4.5	5.5	6.5	7.5
	bottom	4.5	5.5	6.5	7.5	8.5



Length / Hand part (cm), all sizes	
AB	3.5 – 4.5
AC	10.0 – 12.0
AC ₁	15.0 – 16.0

Length / Fingers (cm)	
Thumb	3.5 – 4.5
Index finger	4.5 – 5.5
Middle finger	5.5 – 6.5
Ring finger	4.5 – 5.5
Little finger	3.5 – 4.5

3

Phase



mediven harmony[®]

Comfortable round-knitted armsleeve.

Indications¹

Armsleeve

- Shoulder arm vein thrombosis
- Post-operative and post-traumatic oedema (medi note: not suitable for pronounced eedema!)
- Primary and secondary stage 1 lymphoedema of the arm (conditionally)


Hand part (glove)

- Counteracts oedema formation in the hand area during the wearing of a medical compression stocking for the arm.

Product features

- The double ellipses on the point and in the crease of the elbow offer freedom of movement. To reduce wrinkles to a minimum to prevent soreness.
- The anatomical shape of the armsleeve ensures easy and correct donning and doffing
- The silicone topband is knitted to the armsleeve with a flat and unconscious seam which secures hold but not sticking because of air permeability.
- The skin feels comfortable all year round with Clima Comfort
- Lanolin finish for skin care and protection²

NEW mediven harmony
seamless glove and hand piece



Narrow napped silicone topband



Ellipse on the point of the elbow



Ellipse in the elbow crease

Compression

CCL 1, 2

Product benefits



Perfect Fit



Clima Comfort



Variety



Double ellipses



Colours

S
Sand

S
Caramel

S
Black*

Standard colours

S = Standard

* Black: minimum order quantities of 20 pieces per size and variant; approx. 4 weeks delivery period

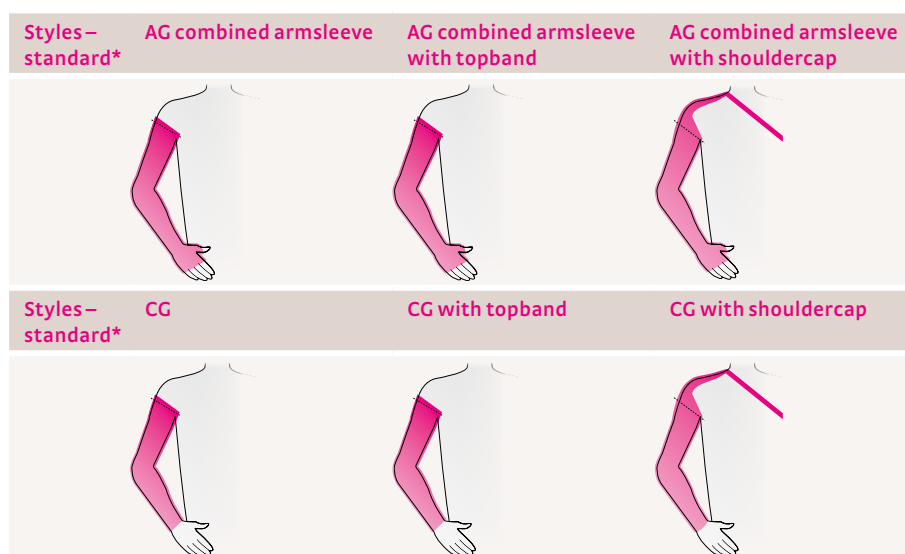
¹ The garment model and the strength of pressure required, i.e. the compression class, depend on the diagnosis, the treatment site, the clinical findings and the patient's susceptibility to oedema. Please also consider the patient's individual requirements and the circumstances (comorbidities, mobility, BMI, state of their skin and tissues, etc.).

² Natural substance for the treatment of dry and rough skin, used in many ways, for example in child and baby care. Nourishing protective effect remains even after washing.



Combined armsleeve with hand part AG, sand

mediven harmony® standard styles (ready-to-wear)



Size / Art. No. Standard length	Regular	Extra wide
AG combined armsleeve	CCL 1 Art. No.: 2Y10x01 – 8 CCL 2 Art. No.: 2Z10x01 – 8	CCL 1 Art. No.: 2Y10x11 – 8 CCL 2 Art. No.: 2Z10x11 – 8
AG combined armsleeve with topband	CCL 1 Art. No.: 2Y11x01 – 8 CCL 2 Art. No.: 2Z11x01 – 8	CCL 1 Art. No.: 2Y11x11 – 8 CCL 2 Art. No.: 2Z11x11 – 8
AG combined armsleeve with shoulder cap	CCL 1 Art. No.: 2Y15x01 – 8 CCL 2 Art. No.: 2Z15x01 – 8	CCL 1 Art. No.: 2Y15x11 – 8 CCL 2 Art. No.: 2Z15x11 – 8
CG	CCL 1 Art. No.: 2Y00x01 – 8 CCL 2 Art. No.: 2Z00x01 – 8	CCL 1 Art. No.: 2Y00x11 – 8 CCL 2 Art. No.: 2Z00x11 – 8
CG with topband	CCL 1 Art. No.: 2Y01x01 – 8 CCL 2 Art. No.: 2Z01x01 – 8	CCL 1 Art. No.: 2Y01x11 – 8 CCL 2 Art. No.: 2Z01x11 – 8
CG with shoulder cap	CCL 1 Art. No.: 2Y05x01 – 8 CCL 2 Art. No.: 2Z05x01 – 8	CCL 1 Art. No.: 2Y05x11 – 8 CCL 2 Art. No.: 2Z05x11 – 8

x = colour; replace with 5 for black, 7 for caramel or 8 for sand

Size / Art. No. Short length**	Regular	Extra wide
AG combined armsleeve with topband	CCL 1 Art. No.: 2Y41701 – 8 CCL 2 Art. No.: 2Z41701 – 8	CCL 1 Art. No.: 2Y41711 – 8 CCL 2 Art. No.: 2Z41711 – 8
CG with topband	CCL 1 Art. No.: 2Y31701 – 8 CCL 2 Art. No.: 2Z31701 – 8	CCL 1 Art. No.: 2Y31711 – 8 CCL 2 Art. No.: 2Z31711 – 8

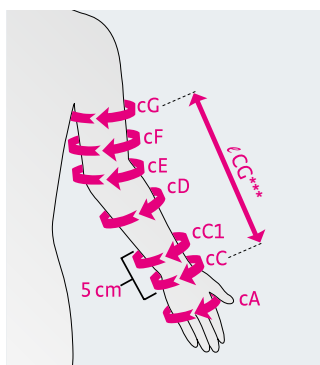
Material composition armsleeve		
	Elastane (EL)	Polyamide (PA)
CCL 1	34 %	66 %
CCL 2	43 %	57 %

Material composition hand part		
	Elastane (EL)	Polyamide (PA)
CCL 1	18 %	82 %
CCL 2	22 %	78 %

*all variants available as regular or extra wide top
**short length only available in caramel

Circumference in cm	Size I		Size II		Size III		Size IV	
	Regular	Extra wide	Regular	Extra wide	Regular	Extra wide	Regular	Extra wide
cG	25.5 – 28.0	28.5 – 31.0	28.0 – 30.5	30.5 – 33.5	30.0 – 33.0	33.0 – 36.0	32.0 – 35.0	35.0 – 38.5
cF	23.5 – 25.5	25.5 – 28.0	25.0 – 27.5	27.5 – 30.0	27.5 – 30.0	30.0 – 33.0	29.5 – 32.0	32.0 – 35.0
cE	23.0 – 25.0	24.0 – 26.0	24.5 – 26.5	26.5 – 29.0	26.0 – 28.5	28.5 – 31.0	27.5 – 30.0	30.0 – 33.0
cD	22.0 – 24.0	24.0 – 26.0	23.0 – 25.0	25.0 – 27.5	24.0 – 26.0	26.0 – 28.5	25.0 – 27.5	28.0 – 30.5
cC1*	15.0 – 16.5		16.5 – 18.0		18.0 – 19.5		19.5 – 21.0	
cC	13.5 – 14.5		14.5 – 15.5		16.0 – 17.5		17.5 – 19.0	
cA	15.0 – 18.0		16.0 – 19.0		17.0 – 20.0		19.0 – 22.0	
Circumference in cm	Size V		Size VI		Size VII		Size VIII**	
	Regular	Extra wide	Regular	Extra wide	Regular	Extra wide	Regular	Extra wide
cG	33.5 – 36.5	37.0 – 40.5	36.0 – 39.5	39.5 – 43.0	38.0 – 41.5	41.5 – 45.5	40.5 – 44.5	45.0 – 49.5
cF	31.0 – 34.0	34.0 – 37.0	33.0 – 36.0	36.0 – 39.5	35.0 – 38.5	38.5 – 42.0	37.5 – 41.0	41.5 – 45.5
cE	29.0 – 31.5	31.5 – 34.5	30.5 – 33.5	33.5 – 36.5	32.5 – 35.5	35.5 – 39.0	35.0 – 38.5	38.5 – 42.0
cD	27.0 – 29.5	29.5 – 32.0	28.5 – 31.0	31.0 – 34.0	30.5 – 33.5	33.5 – 36.5	33.0 – 36.0	36.0 – 39.5
cC1*	21.0 – 23.0		23.0 – 25.0		25.0 – 27.5		27.5 – 30.0	
cC	19.0 – 20.5		20.5 – 22.5		22.5 – 24.5		25.0 – 27.5	
cA	20.0 – 23.0		22.0 – 25.0		24.0 – 27.0		26.0 – 29.0	

Length (cm)	Standard length	Short length
	41 – 47	36 – 40



* Measurement cC1 is 5 cm above c C

** Size VIII: Minimum order quantity of 20 pieces per colour and variant; delivery period approx. 4 weeks

*** Length cG is measured on the inside of the arm from the wrist to the anterior axillary fold.



Seamless AC₁ hand piece



Seamless AC₁ glove



Seamless AC₁ glove with armsleeve CG

Styles – standard

AC1 seamless hand piece
without fingers
with thumb base

AC1 seamless glove
with compressive fingers



seamless

CCL 1: Art.No.: 2Y90x02-7
CCL 1: Art.No.: 2Z90x02-7

CCL 2: Art.No.: 2Y90x02-7
CCL 2: Art.No.: 2Z91x02-7

with seams

CCL 1: Art. No. 2Y20x02-7
CCL 2: Art. No. 2Z20x02-7

CCL 1: Art. No. 2Y21x02-7
CCL 2: Art. No. 2Z21x02-7

Circumference / Hand part (cm)

Sizes	II	III	IV	V	VI	VII
cC ₁ [*]	15.0 – 18.0	17.0 – 20.0	19.0 – 21.5	21.0 – 23.5	23.0 – 26.0	25.5 – 30.0
cC	13.5 – 15.5	15.0 – 18.0	17.0 – 20.0	19.0 – 21.0	20.0 – 23.5	22.5 – 27.5
cB	15.5 – 20.0	17.5 – 21.0	19.5 – 23.0	20.5 – 24.0	22.5 – 26.0	24.5 – 30.0
cA	15.0 – 19.0	17.0 – 20.0	19.0 – 22.0	20.0 – 23.0	22.0 – 25.0	24.0 – 29.0

Circumference / Fingers (cm) / Sizes

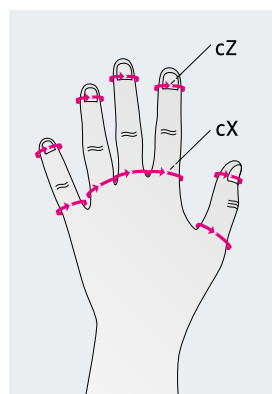
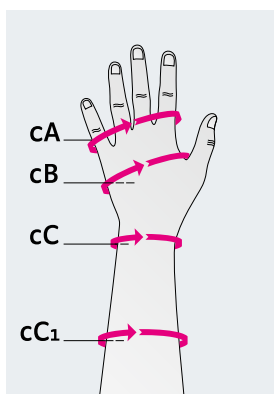
Sizes		II	III	IV	V	VI	VII
Thumb	Bottom cX	7.0	7.5	8.0	8.5	9.0	10.0
	Top cZ	6.0	6.5	6.5	7.0	7.5	8.0
Index finger	Bottom cX	6.5	7.0	7.5	8.0	8.5	9.5
	Top cZ	5.0	5.5	6.0	6.0	6.5	7.0
Middle finger	Bottom cX	6.5	7.0	7.5	8.0	8.5	9.5
	Top cZ	5.0	5.5	6.0	6.0	6.5	7.0
Ring finger	Bottom cX	6.0	6.5	7.0	7.0	7.5	9.0
	Top cZ	5.0	5.0	5.5	5.5	6.0	6.5
Little finger	Bottom cX	5.5	6.0	6.0	6.5	7.0	8.0
	Top cZ	4.5	4.5	5.0	5.0	5.5	6.0

Length / Hand part (cm), all sizes

AB	3.5 – 4.5
AC	10.0 – 12.0
AC ₁	15.0 – 16.0

Length / Fingers (cm)

Thumb	3.5 – 4.5
Index finger	4.5 – 5.5
Middle finger	5.5 – 6.5
Ring finger	4.5 – 5.5
Little finger	3.5 – 4.5



Circumference cZ is measured at the nailbed.
Circumference cX is measured at the base of the finger

* Measurement cC1 is 5 cm above cC



Decongestion
Phase

Transition
Phase

Maintenance
Phase

3

Phase



circaid® juxtafit® essentials Arm

Adjustable compression device for optimising and maintaining decongestion results in lymphoedema treatment.

medi tip¹:

Due to product features we recommend circaid juxtafit for:

- men / women
- optimising and maintaining decongestion results
- patients who have challenges with medical compression armsleeves
- 24 hour compression therapy

Indications

- Lymphoedema
- Other forms of oedema
- Lipoedema

Product features

- Easy handling - can be applied using one hand
- Easy handling - simple donning and doffing
- circaid Built-In-Pressure System (BPS): adjustable, controllable and re-adjustable compression
- Re-adjustability of the individual bands avoids pressure loss and thus sliding down of the garment
- Sustained compression with defined pressure for up to 24 hours if required
- Breathe-O-Prene: breathable and inelastic material with high wall-stability for high working pressure
- Latex-free, odour-inhibiting material with anti-bacterial effect
- Available in standard sizes and as made-to-measure

Benefits

- Offering an alternative therapy solution for patients who are not able to apply or tolerate compression armsleeves
- Compression therapy – essential part of the complex lymphoedema therapy
- Easy handling allows for self-management of the patient
- Compression solution for optimising decongestion results and stabilising oedema fluctuations

For further product information and details please refer to pages 89 – 93 (see Phase 2, Transition Phase)

Adjustable compression

10 – 20 mmHg

20 – 30 mmHg

30 – 40 mmHg

Product benefits



Built-In-Pressure



Variety



Juxtaposed band



Easy handling



Inelastic



Breathe-O-Prene



Colours

S + M
Beige

S = Standard
M = Made-to-measure

Note

A video for application of the circaid juxtafit essentials arm can be found here: medi.biz/jf

* Please consider, that this recommendation does not replace the diagnosis and consultation of a medical healthcare professional.





Commercial products

Sometimes it is difficult for patients to put on their compression stockings. medi offers a large selection of practical donning and doffing aids. For patients with sensitive skin there is also a special skin care series by medi. The rich ingredients pamper the skin and help it regenerate.

medi

Donning and doffing aids

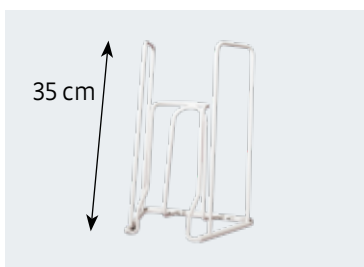
medi Butler

Your benefits:

- Different Butlers: the right solution for every customer requirement
- Increase add-on sales
- Time saving with uncomplicated donning and doffing

Benefits for your customers:

- Quick and simple donning of compression stockings
- Less effort required
- Wide choice for the most individual demands



medi Export Butler with long handles

The ideal donning aid for all compression stockings wearers who can comfortably don their stockings without assistance. The long handle ensures maximum stability when putting on compression stockings and pantyhose. The handle length is 35 cm. The stirrup width is 11 cm.

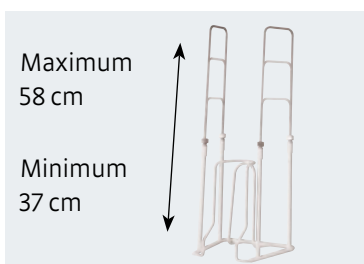
Article No. 6900041



medi Hospitalbutler

Adjustable diameter with hard paint finish coating. The stirrup width is 11cm.

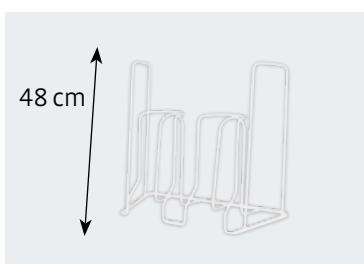
Article No. 6900062



medi Butler with variable handles

The donning aid for stocking wearers with considerably restricted freedom of movement. The handle length can be adjusted between 37 and 58 cm. The stirrup width is 11 cm.

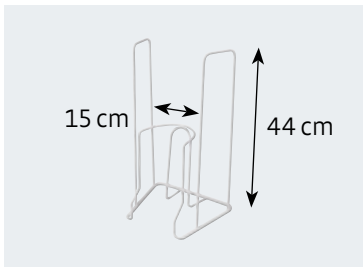
Article No. 6900051



medi Butler for pantyhose

The medi pantyhose Butler eases donning of compression pantyhose. The handle length is 48 cm. The stirrup width is 11 cm.

Article No. 6900055



medi Big (XXL) Butler

The stirrup of the medi Big Butler has a larger diameter. This makes allowance for larger circumferences which are often associated with less freedom of movement. The handle length is 44 cm. The stirrup width is 15 cm.

Article No. 6900102



medi Arm Butler

The medi Arm Butler eases donning of compression armsleeves.

Article No. 6900057 (shaft diameter: 11 cm)



medi slide

- Smooth material with a special coating for an easy handling
- Minimize physical strain and enhance conveniences
- Is suitable for stockings with open toe
- Reduces friction

Article No.	Description
6903012	Small < 41 (size of shoe)
6903014	large > 41 (size of shoe)




Dressing aid

Dressing aid for compression stockings with open toe

Easy-on-slipper, one size fits all.

Article No.	Description
6900022	Dressing aids (unit with 40 pieces)



Rubber gloves

Rubber gloves

- Sizes: small, medium, large and x-large
- Material: Natural rubber

Article No.	Description		
6901022	rubber gloves S	6.5 – 7	1 pair
6901023	rubber gloves M	7.5 – 8	1 pair
6901024	rubber gloves L	8.5 – 9	1 pair
6901025	rubber gloves XL	9.5 – 10	1 pair
6901122	rubber gloves S	6.5 – 7	12 pairs / carton
6901123	rubber gloves M	7.5 – 8	12 pairs / carton
6901124	rubber gloves L	8.5 – 9	12 pairs / carton
6901125	rubber gloves XL	9.5 – 10	12 pairs / carton



medi textile gloves latex free

medi textile gloves latex free

- These gloves facilitate putting on, arranging and positioning compression garments on legs and arms
- Our special coating makes it easy to get a hold on stockings
- Suitable for use for persons who are allergic or intolerant to latex or natural rubber
- Material: 55 % polyester, 45 % nitrile

Article No.	Description	
6911102	medi textile gloves latex free S	1 pair
6911103	medi textile gloves latex free M	1 pair
6911104	medi textile gloves latex free L	1 pair
6911112	medi textile gloves latex free S	12 pairs / carton
6911113	medi textile gloves latex free M	12 pairs / carton
6911114	medi textile gloves latex free L	12 pairs / carton



medi textile gloves


medi textile gloves with latex

- Provide a better grip
- Breathable and skin friendly material
- Easy sizing system

Article No. single pack	Article No. multi pack	Description
6911004	6911014	Size large
6911005	6911015	Size x-large

Sizing for medi rubber and textile gloves

Place your right hand on the marked line for the inner edge of the hand and the thumb. Extend the fingers without overstretching them. Use the markings to read your glove size.



* The size XL is only available for medi rubber gloves.



medi skin care

Compression garments are the central component of lymph therapy. Skin care is an important complement to compression garments.

Your benefits

- Increase add-on sales / present as a full-line provider
- Confidence that the ingredients are perfectly matched to the compression garments
- Increase customer satisfaction by supplying ideal care for stressed skin
- Decreases wear and tear on the compression garments by encouraging smooth soft skin

An important tip for patients with allergies

All products meet the highest demands and are produced free of parabens (preservatives) and wool fat alcohols, and are latex-free.

The medi care products do not have a use-by or expiry date. They are marked with an “opened tub” and a month. This means that as soon as the tube has been opened and the contents are being used, the product should be used within 6, 9, or 12 months, as with shower gels, shampoos, etc.

medi note:

medi care products are cosmetic products and may only be used on intact skin.



medi skin care

The development of a lymph disease increases the burden on the skin. The stretched wall of the vein leaks fluids into the surrounding tissue. The increased loss of water from the surface of the skin makes it more prone to injury. In order to enhance the success of compression therapy, products have been developed to meet the specific requirements of an affected leg.



medi day



*

medi day – cooling gel with horse chestnut

Benefits

- Refreshing and cooling effect
- Well-nourished, smooth skin
- Reduces the feeling of tightness
- Supports user comfort of medical compression stockings

Use medi day directly before putting on the compression stockings and let the day begin.

Article No.	Description
P400025	medi day with 50 ml (unit with 6 pieces)
P400026	medi day with 150 ml (unit with 6 pieces)
P400027	medi day with 500 ml (1 piece)



medi night



*

medi night – skin care cream with regenerative witch hazel

Benefits

- For pleasant relaxation at night
- Soothes the skin and also supports regeneration

Apply medi night after putting on the compression stockings.

Article No.	Description
P500025	medi night with 50 ml (unit with 6 pieces)
P500026	medi night with 150 ml (unit with 6 pieces)



medi fresh



*

medi fresh – Refreshing spray with menthol

Benefits

- Instant refreshment for when you are out and about
- Menthol gives your skin a cooling sensation

Easy to use: spray directly onto the garment at any time and enjoy an immediate soothing effect.

Article No.	Description
P900026	medi fresh with 100 ml (unit with 6 pieces)

* You can find more information about the test carried out at www.dermatest-guarantee.de



medi soft



*



UCS Debridement



Manufacturer:
Welcare Research S.r.l.
Via San Giovanni sul Muro, 18
20121 Milano, Italy

* You can find more information
about the test carried out at
www.dermatest-guarantee.de

medi soft – Skin care with horse chestnut and moisturizing urea

Benefits

- Moisturising skin care around the clock
- Horse chestnut tones up the vessel wall and urea (10) makes your skin smooth and supple
- The foam is absorbed quickly and completely
- Provides additional grip for compression stockings with a topband

Simply apply in the mornings and evenings and pamper your skin with extra moisture.

Article No.	Description
P800026	medi soft 125 ml (unit with 6 pieces)

UCS® Debridement

Pre-moistened debridement cloth – combining autolytic and mechanical debridement.

Indications

- Chronic wounds
- Acute wounds
- 1° and 2° degree burns
- Fistulas and abscesses
- Peristomal skin
- Ports of entry of catheters, PEG / PEJ
- Removal of bandages encrusted to the wound

Product features

- Sterile and ready to use debridement cloth
- Autolytic and mechanical debridement in a single product
- High amount of cleansing solution already included
- Non-allergic ingredients and a cloth made of viscose for a reduced risk of allergic reactions
- Contained Poloxamer 188 disperses and sequesters disrupted biofilm, Pseudomonas, MRSA, necrotic tissue and prevents reformation of biofilm over a three day period
- Included Allantoin promotes cell formation, removes necrotic tissue and moisturises the skin
- Aloe barbadensis leaf extract has an anti-inflammatory, anti-septic effect and at the same time cares for the perilesional skin and promotes its regeneration
- Special structure of the cloth incloses slough between the fibres, so that there is no need for high pressures during the debridement action - for a gentle wound cleansing
- Does not contain latex, alcohol, parabens, glycerine

Benefits

- Cost- and time-saving: no preparation or further products required, as cleansing solution is already contained
- Cleansing and care of the perilesional area - removes hyperkeratosis and cares for the surrounding skin
- Both sides of the cloth can be used

Article No.	Description
8972011	1 Box with 10 cloths

medi textile care

Gentle care for hand washing your garments.



medi clean

medi clean

Easy care of compression stockings – anytime, anywhere.

The special washing liquid is formulated to clean your medical compression stockings.

Article No.	Description
P920026	medi clean with 200 ml (unit with 6 pieces)



medi spot ex

medi spot ex

The clever solution to remove stains.

Used before washing, the spot removal stick medi spot ex removes shoe marks from the toes or the heel of the fabric.

Article No.	Description
P930025	medi spot ex with 15 ml (unit with 6 pieces)



medi fix

medi fix

Adhesive lotion for securing medical compression stockings.

Article No.	Description
1023025	medi fix with 50 ml (unit with 6 pieces)



medi laundry net

medi laundry net

Gentle washing

Gentle care helps compression stockings maintain their comfort and their medical efficacy.

The medi laundry net is the ideal aid for caring for compression stockings. The net structure protects the fabric against damage during the daily wash, but does not hinder the removal of dirt particles or soap residues.

Article No.	Description
1020585	medi laundry net (unit with 15 pieces)

* You can find more information about the test carried out at www.dermatest-guarantee.de







Service

On the following pages we have compiled all the relevant information you will need for ordering our products. "medi. I feel better".

circaid[®] – what is included in your order?

circaid reduction kit – products for the decongestion phase

	1 adjustable compression garment	1 Built-In-Tension system card (BTS)	1 pair circaid reduction kit undersleeve leg	1 pair circaid reduction kit undersleeve arm
circaid reduction kit lower leg	•	•	•	
circaid reduction kit knee	•			
circaid reduction kit upper leg	•	•		
circaid reduction kit arm	•	•		•

circaid juxtafit premium and essentials standard – products for the transition and maintenance phase

	1 adjustable compression garment	1 circaid Built-In-Pressure system (BPS) guide card	1 circaid pac band	1 pair of circaid compression anklets
circaid juxtafit premium lower leg	•	•	•	•
circaid juxtafit essentials lower leg	•	•	•	•
circaid juxtafit essentials upper leg with knee	•	•		
circaid juxtafit essentials arm	•	•		

circaid juxtafit premium and essentials made-to-measure – products for the transition and maintenance phase (required foot option has to be indicated for each order**)

	1 adjustable compression garment	1 circaid Built-In-Pressure system (BPS) guide card	1 circaid pac band	1 pair of circaid compression anklets
circaid juxtafit premium lower leg *	•	•	•**	•**
circaid juxtafit premium lower leg with knee *	•	•	•**	•**
circaid juxtafit premium knee	•	•		
circaid juxtafit premium upper leg	•	•		
circaid juxtafit premium upper leg with knee	•	•		
circaid juxtafit premium whole leg *	•	•	•**	•**
circaid juxtafit essentials arm	•	•		

* Provided as needed based on the patient measurements

** If you do not indicate a foot piece for mtm orders you will automatically receive a circaid pac band with ankle

	2 circaid reduction kit knee spine (connection piece)	circaid reduction kit hand wrap customizable	circaid reduction kit shelf strap	6 hook and loop fasteners	1 paper measurement tape
			•	•	•
	•		•		
			•	•	•
		•			•

	1 pair of circaid undersleeve lower leg	1 pair of circaid undersleeve whole leg	1 circaid cover up lower leg	1 circaid cover up whole leg	1 circaid cover up arm	circaid juxtafit premium shelf strap*	8 hook and loop fasteners
	•		•				
	•		•				
		•		•			•
					•		

	1 pair of circaid undersleeve lower leg	1 pair of circaid undersleeve whole leg	1 circaid cover up lower leg	1 circaid cover up whole leg	1 circaid cover up arm	circaid juxtafit premium shelf strap*
	•		•			
		•		•		
		•		•		
	•	•		•		
	•	•		•		
	•	•		•		
					•	

Undersleeves and socks

- Silver for circaid juxtafit premium
- Standard for circaid juxtafit essentials

medi

Tel no. _____ Email address _____

Diagram illustrating the geometry of a foot. The foot is shown in profile, with the left side labeled 'left' and the right side labeled 'right'. The angle between the horizontal line and the line connecting the heel to the ball of the foot is labeled $\epsilon A - \gamma$. The angle between the horizontal line and the line connecting the heel to the heel bone is labeled ϵA .

**Length measurements need to be taken along the inside of the leg.

For arm garments and accessories
please see next page.

Order form for circaid® standard garments

Telefax: +49 921 912-781, Email: orders@medi.de

medi

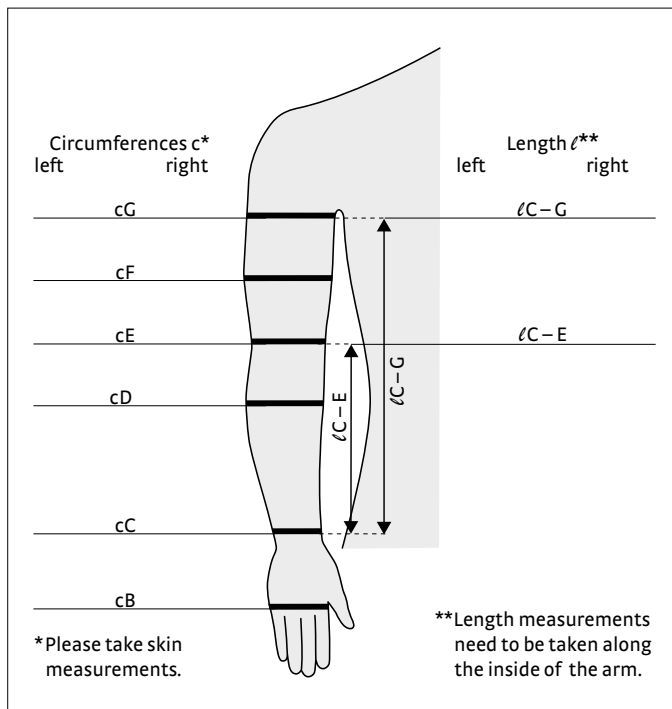
Customer name _____ Customer no. _____

Delivery address _____ Patient name _____

Delivery date (client) _____ Order date _____ Measured by _____

Tel no. _____ Email address _____

Stamp/Signature _____



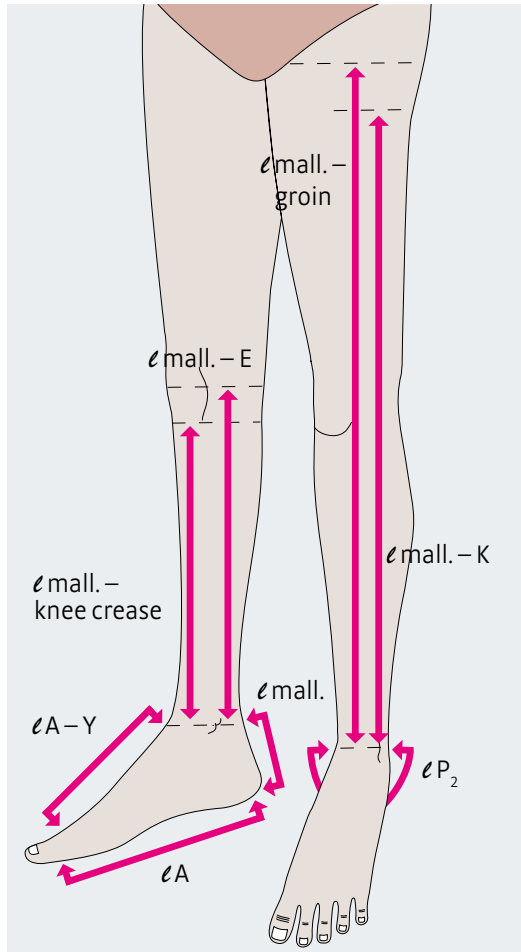
Notes

Garments	Quantity	Sizes						Length			Side	
circaid reduction kit arm	Quantity	standard	wide	extra wide	standard	long						
circaid customizable hand wrap	Quantity											
circaid juxtafit essentials arm	Quantity	1	2	3	4	5	6	x-short	short	long	left	right
circaid juxtafit essentials hand wrap	Quantity		XS	S	M	L	XL				left	right
circaid glove	Quantity		2	3	4	5	6					

Accessories	Quantity	Sizes		Style		Colour			Variants	
circaid reduction kit undersleeve	Quantity			whole leg	arm					
circaid undersleeve leg	Quantity			whole leg	lower leg					
circaid undersleeve leg silver	Quantity			whole leg	lower leg					
circaid undersock	Quantity			whole leg	lower leg					
circaid undersock silver	Quantity			whole leg	lower leg					
circaid undersock terry cotton	Quantity			whole leg	lower leg					
circaid undersleeve arm	Quantity									
circaid undersleeve arm silver	Quantity									
circaid compressive undersock	Quantity	standard	medium						moderate	firm
circaid cover up leg	Quantity	S	L	lower leg	whole leg	beige	black			
circaid cover up arm	Quantity	S	L			beige	black	pink		
circaid reduction kit shelf strap	Quantity									
circaid juxtafit premium shelf strap	Quantity	S	L							

Correct fitting of circaid[®] adjustable compression devices leg

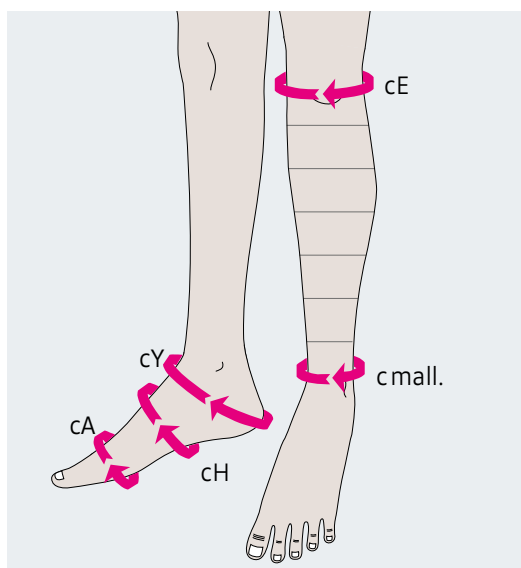
- Patient should be measured when limb is at its smallest
- Patient should be measured in standing position, if possible
- Patient limb should be maintained at time of measuring to ensure a proper fit



Length Measurements

Measurements start from malleolus

- **Measurement l mall. – knee crease**
Medial length from the center of the malleolus to the knee crease (measurement l mall. – knee crease is where garment will typically begin and end)
- **Measurement l mall. – E**
Lateral length from the center of the malleolus to center of patella
- **Measurement l mall. – groin**
Medial length from the center of the malleolus to groin, far enough below pubic area so that garment will not cause discomfort (measurement l mall. – groin is where garment will typically begin and end)
- **Measurement l mall. – K**
Lateral length from the center of the malleolus to the gluteal fold
- **Measurement l mall.**
Length from floor to the center of the malleolus
- **Measurement l A – Y**
Length from base of great toe to where foot meets ankle
- **Measurement l A**
Length from base of toes to back of heel
- **Measurement l P₂**
Length from malleolus to malleolus, pass under heel



Circumference Measurements

- Take measurements without tension
- Measurements must be taken every 5 cm from the starting point center of malleolus

- **Measurement point c mall.**
Center of the malleolus
- **Measurement point cE**
Circumference at patella
- **Measurement point cY**
Circumference around heel to where foot meets ankle
- **Measurement point cH**
Arch circumference
- **Measurement point cA**
Circumference at base of toes

- ☐ Estimate
☐ 1st order
☐ Re-order

Order form for circaid juxtafit premium leg – made-to-measure
Telefax: +49 921 912-781, Email: orders@medi.de

medi

Customer name _____ Customer no. _____
 Delivery address _____ Patient name _____
 Delivery date (client) _____ Order date _____ Measured by _____
 Tel no. _____ Email address _____

Stamp / Signature _____

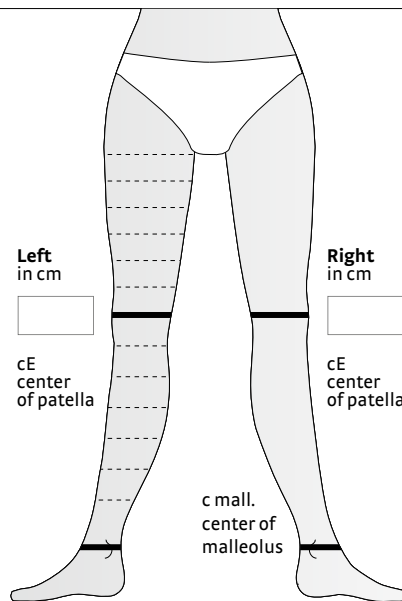
Please take measurements without tension!

Leg measurement

Circumferences

Left in cm Right in cm

	85	
	80	
	75	
	70	
	65	
	60	
	55	
	50	
	45	
	40	
	35	
	30	
	25	
	20	
	15	
	10	
	05	
	c mall.	

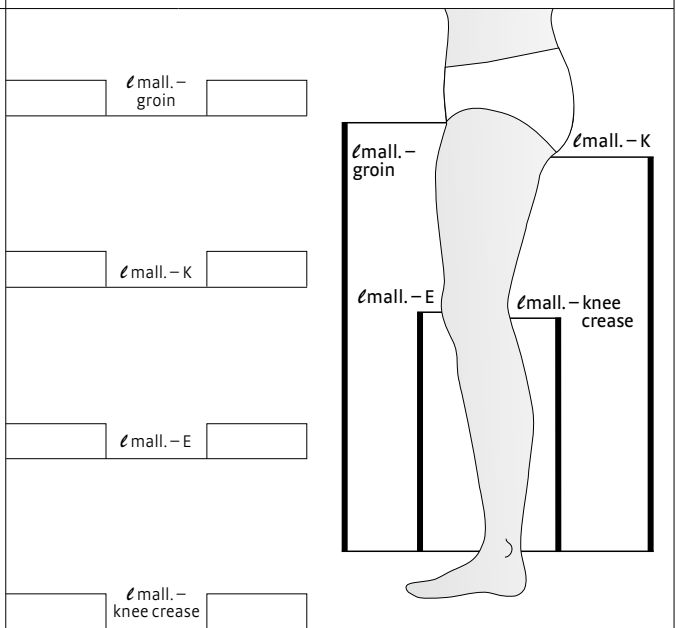


Measurements must be every 5 cm from the starting point center of malleolus.

Leg measurement

Lengths

Left in cm Right in cm

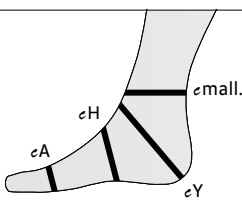


Foot measurement

Circumferences

Left in cm Right in cm

	c mall.	
	cY	
	cA1	
	cA	

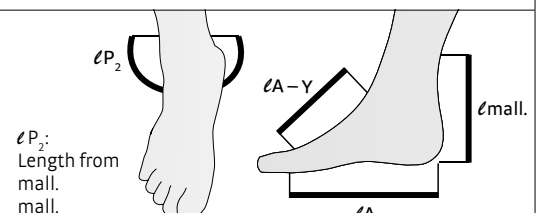


Foot measurement

Lengths

Left in cm Right in cm

	lP ₂	
	l mall.	
	lA-Y	
	lA	



Made-to-measure leg options

circaid juxtafit premium

- ☐ lower leg, add. lateral rise: ☐ 5 cm ☐ 10 cm
☐ lower leg with knee
☐ knee piece
☐ upper leg ☐ no lateral rise
☐ upper leg with knee ☐ no lateral rise
☐ whole leg ☐ no lateral rise

Left	Quantity	Right	Quantity
<input type="checkbox"/>	_____	<input type="checkbox"/>	_____
<input type="checkbox"/>	_____	<input type="checkbox"/>	_____
<input type="checkbox"/>	_____	<input type="checkbox"/>	_____
<input type="checkbox"/>	_____	<input type="checkbox"/>	_____
<input type="checkbox"/>	_____	<input type="checkbox"/>	_____
<input type="checkbox"/>	_____	<input type="checkbox"/>	_____

Standard foot options (separate only)

- ☐ circaid single band afw
☐ circaid pac band
☐ circaid juxtafit premium interlocking afw
☐ circaid juxtafit premium afw
Made-to-measure foot option
circaid juxtafit premium afw
☐ attached ☐ separate

circaid cover up

- Colour options**
☐ beige
☐ black

circaid juxtafit premium shelf strap

- ☐ S ☐ L
☐ Made-to-measure

Notes

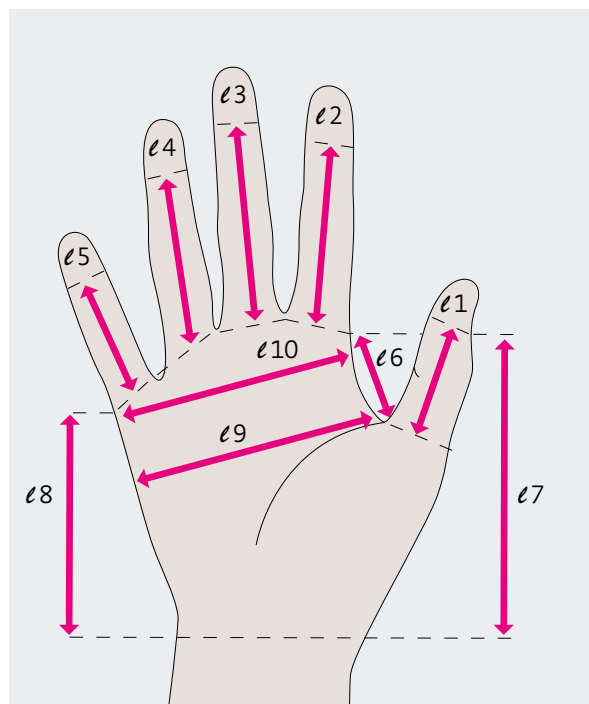
circaid® juxtafit® premium leg made-to-measure

97C65/03.2019

Correct fitting of circaid[®] adjustable compression devices arm

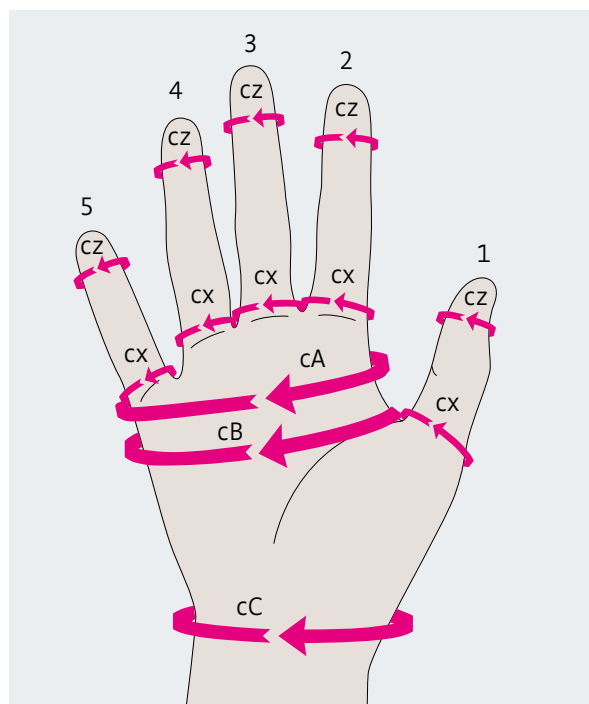
- Measure patient's arm length with the arm straight and circumferences when the limb is at its smallest
- Maintain arm size from the time of measuring to ensure a proper fit of the garment

The circaid juxtafit essentials arm length (measured medially) is determined from wrist-to-axilla length provided. A lateral rise is incorporated at the top of the garment in addition to a 10° bend at the elbow. circaid juxtafit essentials arm comes with one circaid cover up (a black cover up will be sent if a color is not selected).



Length Measurements

- **Measurements l1–l5**
Length of finger from the center of the crease at base to where the glove should end
- **Measurement l6**
Length from base of index finger to the base of thumb webbing
- **Measurement l7**
Length from base of index finger (same as l6) to base of palm
- **Measurement l8**
Length from the crease between the ring finger and pinky finger to the base of the palm
- **Measurement l9**
Width of palm at base of thumb webbing
- **Measurement l10**
Width of palm at base of pinky finger



Circumference Measurements

Take measurements without tension

- **Measurements 1 cZ – 5 cZ**
The circumference where the glove should end; commonly, the Distal Interphalangeal joint (DIP)
- **Measurements 1 cX – 5 cX**
The circumference of each finger at the Proximal Interphalangeal joint (PIP) or if the base of the finger is larger than the PIP please use the larger measurements
- **Measurement cA**
Circumference of palm at base of pinky
- **Measurement cB**
Circumference of palm at base of thumb webbing
- **Measurement cC**
Circumference of the wrist

- ☐ Estimate
☐ 1st order
☐ Re-order

**Order form for circaid juxtafit essentials arm
 made-to-measure**
Telefax: +49 921 912-781, Email: orders@medi.de

medi

Customer name _____ Customer no. _____
 Delivery address _____ Patient name _____
 Delivery date (client) _____ Order date _____ Measured by _____
 Tel no. _____ Email address _____

Stamp / Signature _____

Please take measurements without tension!

Arm measurement

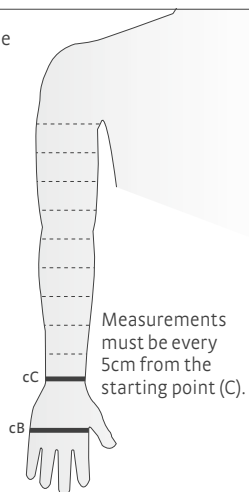
Circumferences

Left in cm

Right in cm

	55	
	50	
	45	
	40	
	35	
	30	
	25	
	20	
	15	
	10	
	05	
	cC Wrist	
	cB Palm	

Please hold the arm straight.



Measurements must be every 5cm from the starting point (C).

Arm measurement

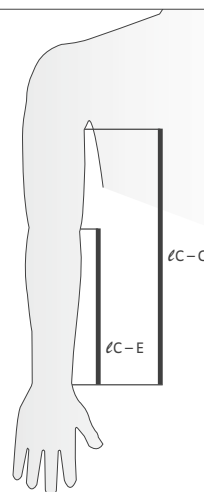
Lengths

Left in cm

Right in cm

	ℓC-G	
	ℓC-E	

Please measure the length on the inside of the arm (from the wrist to elbow crease and from the wrist to axilla).



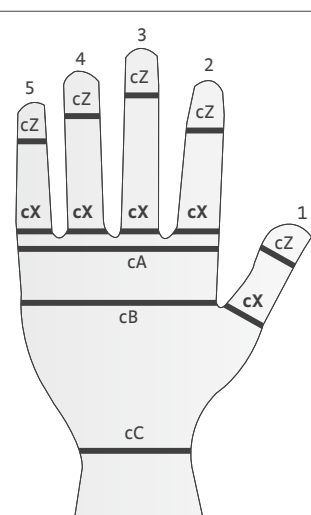
Hand measurement

Circumferences

Left in cm

Right in cm

	1cZ	
	2cZ	
	3cZ	
	4cZ	
	5cZ	
	1cX	
	2cX	
	3cX	
	4cX	
	5cX	
	cA	
	cB Palm	
	cC Wrist	



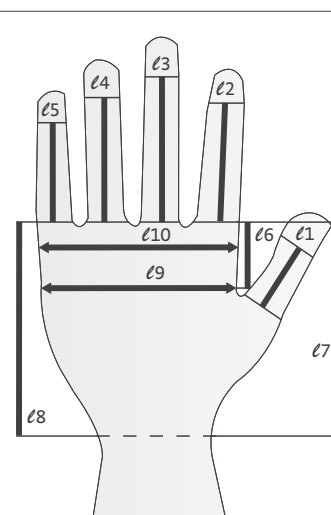
Hand measurement

Lengths

Left in cm

Right in cm

	ℓ1	
	ℓ2	
	ℓ3	
	ℓ4	
	ℓ5	
	ℓ6	
	ℓ7	
	ℓ8	
	ℓ9	
	ℓ10	



Made-to-measure options

circaid juxtafit essentials arm

- ☐ armsleeve
☐ glove
☐ glove with dorsum strap
☐ glove with open palm
☐ glove with dorsum strap and open palm
☐ hand wrap (standard sizes only)

Left	Quantity	Right	Quantity
<input type="checkbox"/>	_____	<input type="checkbox"/>	_____
<input type="checkbox"/>	_____	<input type="checkbox"/>	_____
<input type="checkbox"/>	_____	<input type="checkbox"/>	_____
<input type="checkbox"/>	_____	<input type="checkbox"/>	_____
<input type="checkbox"/>	_____	<input type="checkbox"/>	_____
<input type="checkbox"/>	_____	<input type="checkbox"/>	_____

circaid cover up

Colour options

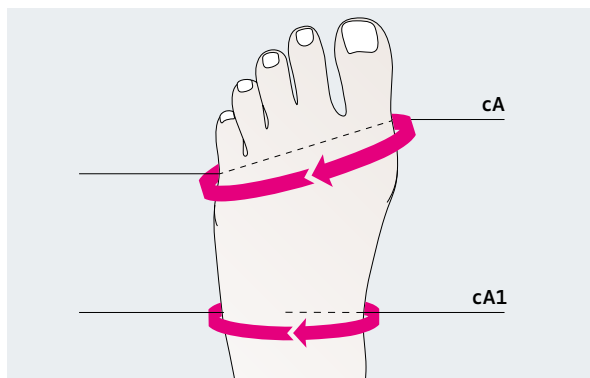
- ☐ pink
☐ beige
☐ black

Notes

97C64/06.2014

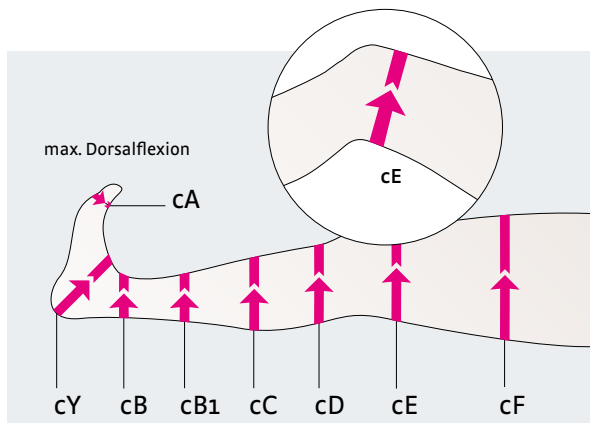
Correct fitting of mediven® flat knit compression stockings

Before taking measurements for medical compression stockings with seams, any swelling should be reduced as much as possible. Circumference and length measurements are taken in a distal to proximal direction. The measuring points on the leg must be marked so that the circumference and length measurements are taken at the same location. For lymphatic compression stockings, some measurements will be performed with tension applied.



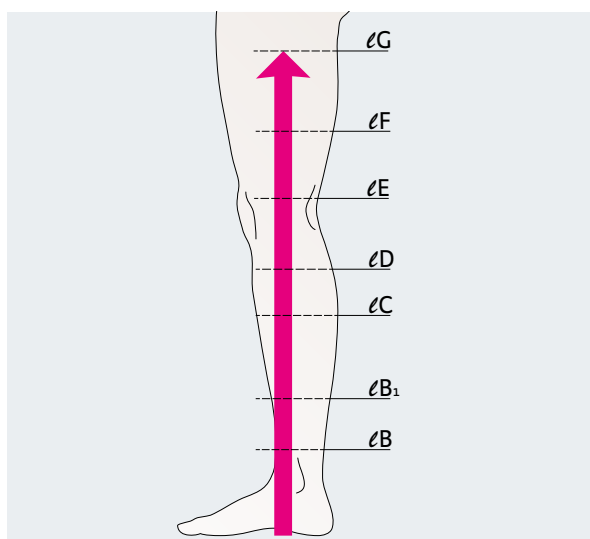
1. Foot circumference

- Leg is resting relaxed on a horizontal support
- During this measurement, the foot is relaxed, not held in a 90° position



2. Leg circumference

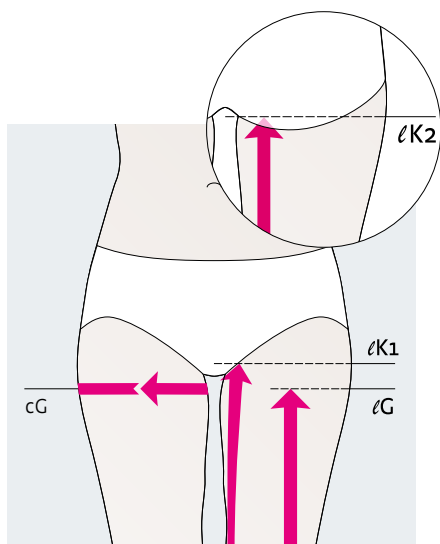
- Leg is lying in a relaxed position on a support.
- For circumference measurement cY, flex foot in dorsal direction to maximum extent
- Measure the remaining circumferences up to cF with the leg in a relaxed position
- For circumference measurement cE, bend knee slightly
- Mark measuring points
- Tension measurements: cB, cB1, cC, cF,



3. Leg length

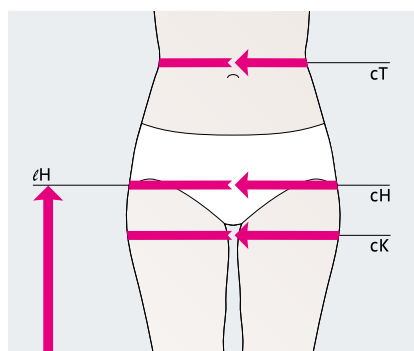
Proximal length measurements need to be taken along the inside of the leg while the patient is standing.

medi uses the measurement method according to the guidelines of the Federal Academy for Orthopaedic Technology in Dortmund.



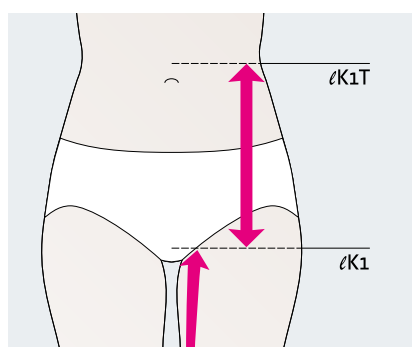
4. Border on thigh

- Measure circumference cG at the widest part on the thigh / below crotch
- Measure length lG along the leg with patient standing up
- Measure lK_2 from ground to gluteal fold along body with patient standing up \triangleq **posterior leg length**
- Measure lK_1 from ground to symphysis along body with patient standing up \triangleq **anterior leg length**
(Difference between lK_1 and $lK_2 \triangleq$ high front / low back)



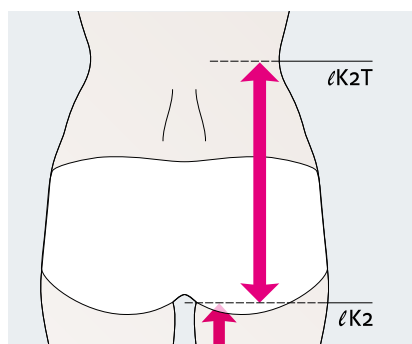
5. Waist / hip circumference / length

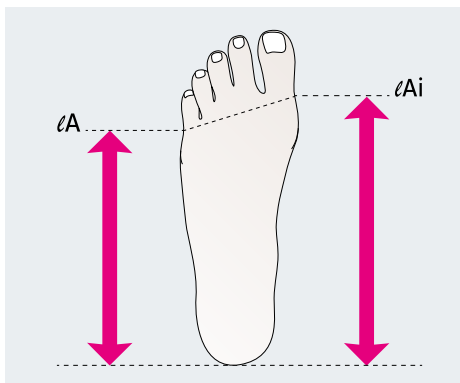
- Measure circumference cK with patient standing up at the widest section around both thighs below the gluteal fold
- Measure circumference cH with patient standing up at the widest section of the hips
- Measure circumference cT with patient standing up at the waist or the desired border
- Measure length lH along body up to desired height = Exterior leg length
- Tension measurements: cK , cH



6. Waist / hip lengths

- Measure anterior pelvic height lK_{1T} along body from crotch (symphysis) to waist or desired height
- Measure posterior pelvic height lK_{2T} along body from gluteal fold to waist or desired height

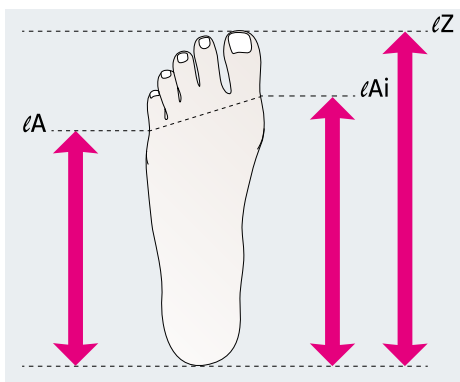




7. Foot length

Open toe / oblique border

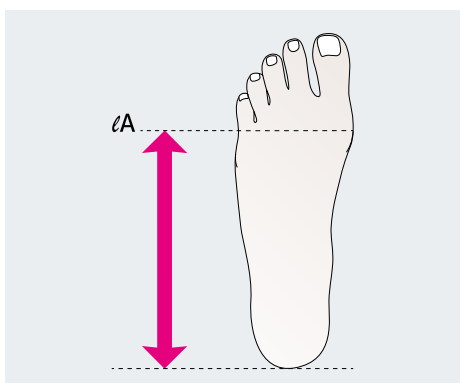
- Measure lengths on the inside and outside of weight-bearing foot.



8. Foot length

Closed toe / oblique border

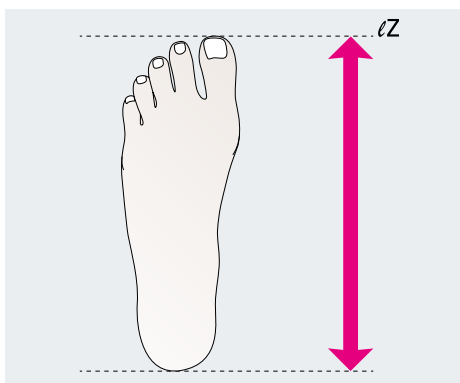
- Measure lengths on inside, outside and entire weight-bearing foot.



9. Foot length

Open toe / straight border

- Measure length on outside of weight-bearing foot.



10. Foot length

Closed toe / straight border

- Generally, this design is made to allow a 6 cm long toe area.
- Measure length of entire, weight-bearing foot.

☐ Estimate ☐ Estimate by last MTM-number: _____
☐ Order ☐ Order by last MTM-number: _____

medi

Fax order to medi • Telefax 0921 912-781

Customer name: _____

Customer No.: _____ Delivery address: _____

Commission: _____

Delivery date: (client) _____ Order date: _____

Stamp: _____

Signature: _____

Circumferences c – left		Circumferences c – right	
normal	Tight tape measure	Tight tape measure	normal
cT			
cH			
cK			
cG		cG	
cF		cF	
cE		cE	
cD		cD	
cC		cC	
cB1		cB1	
cB		cB	
cY		cY	
cA		cA	

Lengths ℓ	
ℓK1T	ℓK2T
ℓH	
ℓK1 left	ℓK2 right
ℓG	
ℓF	ℓ Pit of knee
ℓE	
ℓD	
ℓC	
ℓB1	
ℓB	

Model	Compression CCL 1 2 3 4	Standard colours	Trend colours**	Quantity	Foot	Distal border
<input type="checkbox"/> mediven mondi (CCL 1,2,3)	Panty section <input type="checkbox"/> <input type="checkbox"/> <input type="checkbox"/> <input type="checkbox"/>	<input type="checkbox"/> Sand	<input type="checkbox"/> Violet	<input type="checkbox"/> pair _____	<input type="checkbox"/> closed toe	oblique border
<input type="checkbox"/> mediven cosy (CCL 1,2,3)	Left leg <input type="checkbox"/> <input type="checkbox"/> <input type="checkbox"/> <input type="checkbox"/>	<input type="checkbox"/> Caramel	<input type="checkbox"/> medi Magenta	<input type="checkbox"/> pcs. _____	<input type="checkbox"/> open toe	forefoot
<input type="checkbox"/> mediven 550 (CCL 1,2,3,4)	Right leg <input type="checkbox"/> <input type="checkbox"/> <input type="checkbox"/> <input type="checkbox"/>	<input type="checkbox"/> Black	<input type="checkbox"/> Grey		<input type="checkbox"/> hallux ease (except mediven mondi)	Please specify for integration of oblique foot:
		<input type="checkbox"/> Cashmere	<input type="checkbox"/> Cherry-red		<input type="checkbox"/> left <input type="checkbox"/> right	ℓZ _____ cm (total)
		<input type="checkbox"/> Navy	<input type="checkbox"/> Blue-jeans		<input type="checkbox"/> varus toe ease zone (except mediven mondi)	ℓAi _____ cm (inner)
		<input type="checkbox"/> Anthracite			<input type="checkbox"/> left <input type="checkbox"/> right	ℓA _____ cm (outer)
					<input type="checkbox"/> toe cap	<input type="checkbox"/> straight border

Variations	Proximal border	Accessories	Waist	Gusset
<input type="checkbox"/> below knee (AD)	flat oblique (standard)	<input type="checkbox"/> Extension to sole of foot	perforated topband (standard)	tricot (standard)
<input type="checkbox"/> thigh-length (AG)	<input type="checkbox"/> steep oblique	<input type="checkbox"/> Y knitting mark (90° heel)	<input type="checkbox"/> waistband	<input type="checkbox"/> netting
<input type="checkbox"/> pantyhose (AT)	<input type="checkbox"/> straight	<input type="checkbox"/> elliptical form	<input type="checkbox"/> knitted border	<input type="checkbox"/> compressive
<input type="checkbox"/> men's leotard (ATH)		<input type="checkbox"/> flexure functional zone knee (except mediven mondi)	<input type="checkbox"/> silicone dot topband	
<input type="checkbox"/> maternity panty (ATU)		<input type="checkbox"/> orientation mark at „D“ (only for AG and AT)		Panty top
<input type="checkbox"/> one-legged panty (ATE)		<input type="checkbox"/> extra leg length (ℓK1 needed)		<input type="checkbox"/> Gluteal shaper (except mediven mondi)
<input type="checkbox"/> BT / B1T / CT / ET / FT		<input type="checkbox"/> _____ cm porous		
<input type="checkbox"/> cuff BD / BF / BG / CF / CG / DG				

Other accessories			
Position	Topband piece		Anti-slip-dots
	Standard	Individual	Fixed size
<input type="checkbox"/> along the oblique border	<input type="checkbox"/> 15 x 5 cm	<input type="checkbox"/> _____ cm	<input type="checkbox"/> 10 x 4,5 cm
<input type="checkbox"/> lengthways over „E“	<input type="checkbox"/> 8 x 5 cm	<input type="checkbox"/> _____ cm	<input type="checkbox"/> 10 x 4,5 cm
<input type="checkbox"/> rear over seam	<input type="checkbox"/> 8 x 5 cm	<input type="checkbox"/> _____ cm	<input type="checkbox"/> 10 x 4,5 cm
<input type="checkbox"/> on the sole	<input type="checkbox"/> 5 x 5 cm		<input type="checkbox"/> 6 x 4,5 cm

Silver	<input type="checkbox"/> „Y“ to C	<input type="checkbox"/> „Y“ to D	<input type="checkbox"/> „Y“ to G
	<input type="checkbox"/> „A“ to C	<input type="checkbox"/> „A“ to D	<input type="checkbox"/> „A“ to G
(only mediven mondi)	<input type="checkbox"/> left	<input type="checkbox"/> right	
<input type="checkbox"/> Lymphpad*	<input type="checkbox"/> Padding*	<input type="checkbox"/> Pocket*	<input type="checkbox"/> Levamed*
left <input type="checkbox"/> inside <input type="checkbox"/> outside		right <input type="checkbox"/> inside <input type="checkbox"/> outside	

Attachment	
Silicone dot topband <input type="checkbox"/> narrow 2,5 cm <input type="checkbox"/> wide 5 cm	Circumference:
<input type="checkbox"/> Silicone dot topband motive (5 cm)	left _____ cm
<input type="checkbox"/> Silicone micro dot topband sensitive (5 cm)	right _____ cm
<input type="checkbox"/> Plain silicone topband rose (5 cm)	
<input type="checkbox"/> waist attachment <input type="checkbox"/> left <input type="checkbox"/> right <input type="checkbox"/> IT _____ cm	

Design-Elements*** (except mediven mondi) <input type="checkbox"/> Stars <input type="checkbox"/> Pyramids <input type="checkbox"/> Ribs

Fashion-Elements** Colours <input type="checkbox"/> Berry <input type="checkbox"/> Grey <input type="checkbox"/> Pink <input type="checkbox"/> Lilac (except mediven mondi) Pattern <input type="checkbox"/> Crosses <input type="checkbox"/> Ornaments <input type="checkbox"/> Animal <input type="checkbox"/> Flower

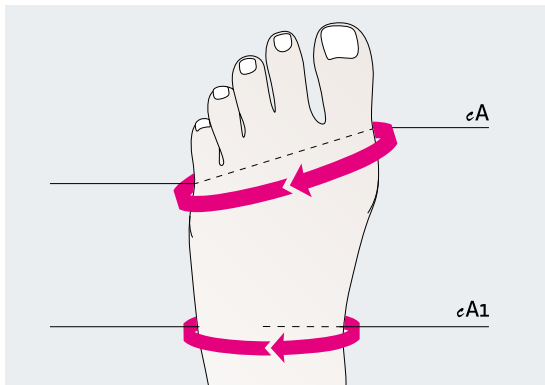
Special requests

* Please specify / draw exact area. ** Delivery period up to 10 working days.

*** For all standard and trend colours!

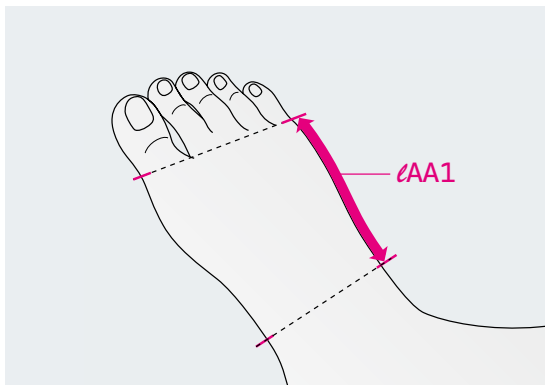
02.2020

Correct fitting of mediven[®] flat knit toe caps



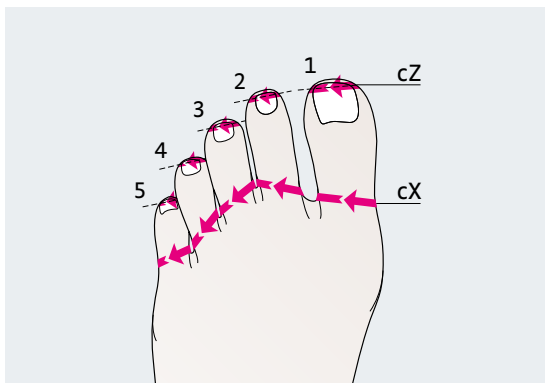
1. Foot circumference

- Leg is placed flat on a support
- Measure circumference
- Mark the measuring points



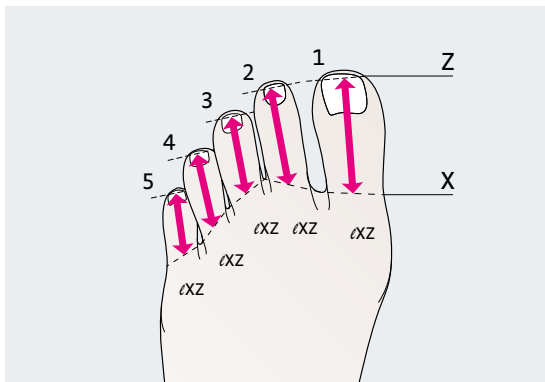
2. Foot length

- Proceed as in (1)
- Measure the length on the inside and outside of the foot
- Measure the distance from mark to mark (see measured circumference)



3. Toe circumference

- Proceed as in (1)
- Measure circumference cX at web area
- Measure the circumference cZ at the nail bed



4. Toe lengths

- Proceed as in (1)
- Measure length from web to the end of the toe

medi uses the measurement method according to the guidelines of the Federal Academy for Orthopaedic Technology in Dortmund.

☐ Estimate ☐ Estimate by last MTM-number: _____
☐ Order ☐ Order by last MTM-number: _____

medi

Fax order to medi • Telefax 0921 912-781

Customer name: _____

Customer No.: _____ Delivery address: _____

Commission: _____

Stamp: _____

Delivery date: (client) _____ Order date: _____

Signature: _____

Circumferences c and lengths ℓ – left	Circumferences c and lengths ℓ – right
5 4 3 2 1 c_{XZ} c_{XZ} c_{XZ} c_{XZ} c_{XZ} c_Z c_Z c_Z c_Z c_Z c_X c_X c_X c_X c_X c_X c_X c_X c_X c_X	1 2 3 4 5 c_{XZ} c_{XZ} c_{XZ} c_{XZ} c_{XZ} c_Z c_Z c_Z c_Z c_Z c_X c_X c_X c_X c_X c_X c_X c_X c_X c_X

Model	Compression CCL	1	2	3	Standard colours	Trend colours*	Quantity left	Quantity right
<input type="checkbox"/> mediven mondi (CCL 1, 2)	Toe cap mediven mondi	<input type="checkbox"/>	<input type="checkbox"/>		<input type="checkbox"/> Sand <input type="checkbox"/> Cashmere	<input type="checkbox"/> Violet <input type="checkbox"/> Cherry-red	pcs. _____	pcs. _____
<input type="checkbox"/> mediven cosy (CCL 1, 2)	Toe cap mediven cosy	<input type="checkbox"/>	<input type="checkbox"/>		<input type="checkbox"/> Caramel <input type="checkbox"/> Navy	<input type="checkbox"/> medi Magenta <input type="checkbox"/> Blue-jeans		
<input type="checkbox"/> mediven 550 (CCL 1, 2, 3)	Toe cap mediven 550	<input type="checkbox"/>	<input type="checkbox"/>	<input type="checkbox"/>	<input type="checkbox"/> Black <input type="checkbox"/> Anthracite	<input type="checkbox"/> Grey		

Other accessories / left variant	Other accessories / right variant
<input type="checkbox"/> without small toe <input type="checkbox"/> with small toe <input type="checkbox"/> closed toes <input type="checkbox"/> open toes <input type="checkbox"/> separate toe cap <input type="checkbox"/> lateral seam for single toe <input type="checkbox"/> toe cap seamless knitted to the stocking cap on big toe	<input type="checkbox"/> without small toe <input type="checkbox"/> with small toe <input type="checkbox"/> closed toes <input type="checkbox"/> open toes <input type="checkbox"/> separate toe cap <input type="checkbox"/> lateral seam for single toe <input type="checkbox"/> toe cap seamless knitted to the stocking cap on big toe
<input type="checkbox"/> Lymphpad <input type="checkbox"/> Padding <input type="checkbox"/> Pocket Please specify position exactly! (length / width)	<input type="checkbox"/> Lymphpad <input type="checkbox"/> Padding <input type="checkbox"/> Pocket Please specify position exactly! (length / width)

Design-Elements** (except mediven mondi) <input type="checkbox"/> Stars <input type="checkbox"/> Ribs <input type="checkbox"/> Pyramids	Fashion-Elements** Colours <input type="checkbox"/> Berry <input type="checkbox"/> Grey <input type="checkbox"/> Pink <input type="checkbox"/> Lilac (except mediven mondi) Pattern <input type="checkbox"/> Crosses <input type="checkbox"/> Ornaments <input type="checkbox"/> Animal <input type="checkbox"/> Flower
------------------------------------------------------------------------------------------------------------------------------------------------	-----------------------------------------------------------------------------------------------------------------------------------------------------------------------------------------------------------------------------------------------------------------------------------------------------------------------------------

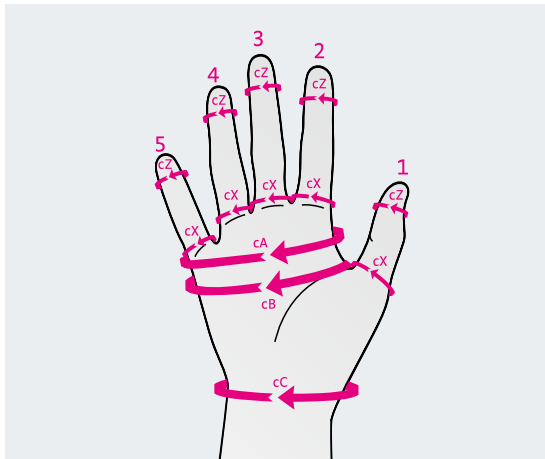
* Delivery period up to 10 working days, ** For all standard and trend colours!

Special requests

02.2020

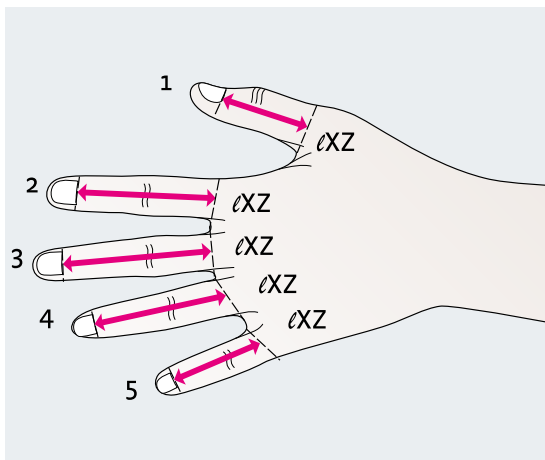
Correct fitting of mediven® flat knit arm compression sleeves

Before taking measurements for the armsleeve and glove, any swelling should be reduced as much as possible. At the circumferences of cC, cC₁, and at the elbow, take measurements without applying any tension. For all other circumference measurements, it depends on how much pressure the patient can tolerate. Please always use a soft marker (e. g. a kohl pencil) to prevent damage to the skin.



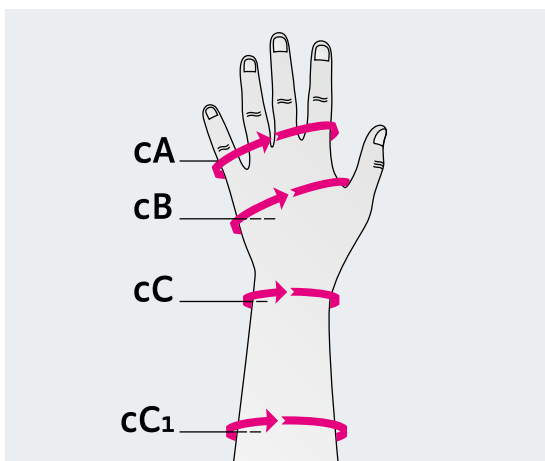
1. Finger circumference

- Hand is resting lightly on a surface with the back of the hand facing up
- Measure circumference cX at the web between fingers
- cZ is measured at the nail bed
- Mark the measuring points for length measurement



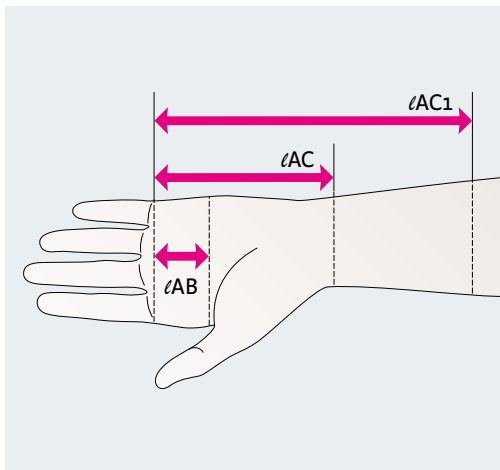
2. Finger length

- Hand is resting lightly on a surface with the palm of the hand facing up
- Length is measured from mark to mark (see "Finger circumference", Fig. 2)



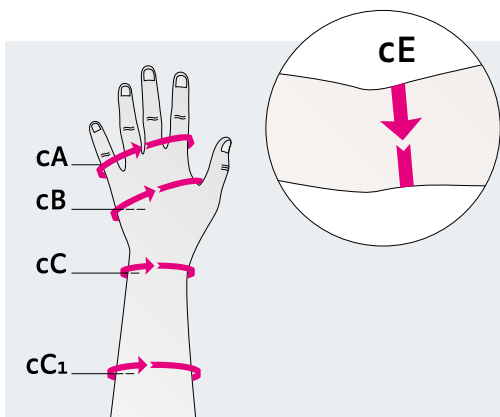
3. Hand circumference

- Hand should be pressed lightly on surface with the back of the hand facing up
- Measure circumference
- Mark the measuring points on the inside of the hand



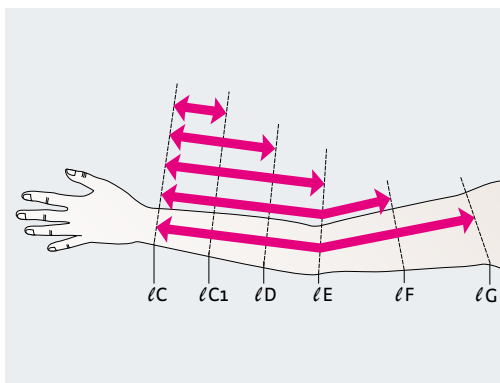
4. Hand length

- Hand is resting lightly on a surface with the palm of the hand facing up
- Length is measured from mark to mark (see "Hand circumference", Fig. 1)



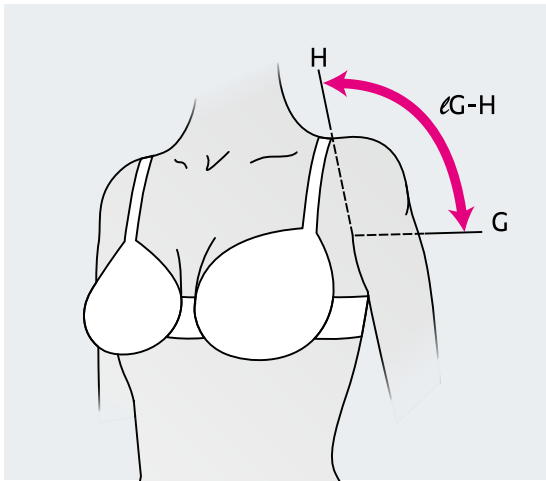
5. Arm circumference

- Lightly rest hand and forearm on a surface
- Measure circumference as shown in drawing
- Mark measuring points for length measurement



6. Arm length

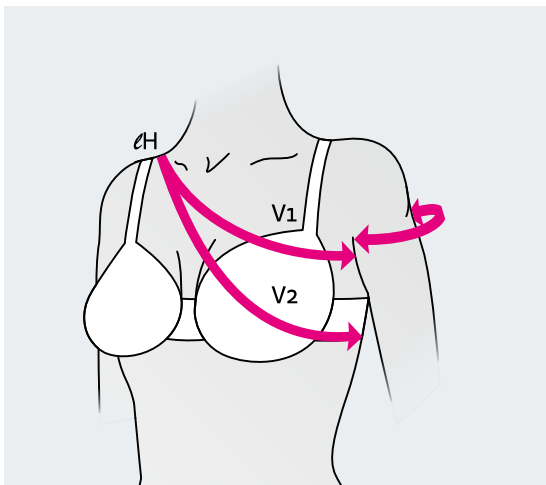
- Lightly rest hand and forearm on a surface. Arm is extended
- Measure lengths from l_C to l_{C1} , l_C to l_D and so on to l_G in a line extending back from the groove between the thumb and index finger to the anterior axillary fold, from mark to mark (see circumference dimensions)
- tension measurements: cF, cD



7. Upper arm circumference

For the shoulder cap, measure from point G to H, where H is where the bra strap sits.

Do not measure past point H.



8. Attachments

- Shoulder strap
The length of the shoulder is measured according to method 1 or 2 (full circumference)
- Anatomical shoulder caps are measured from the anterior to the posterior axillary fold

medi uses the measurement method according to the guidelines of the Federal Academy for Orthopaedic Technology in Dortmund.

☐ Estimate ☐ Estimate by last MTM-number: _____
☐ Order ☐ Order by last MTM-number: _____

medi

Fax order to medi • Telefax 0921 912-781

Customer name: _____

Customer No.: _____ Delivery address: _____

Commission: _____

Stamp: _____

Delivery date: (client) _____ Order date: _____

Signature: _____

HAND SECTION –
Circumference **C**
and lengths **ℓ**

ARMSLEEVE –
Circumference **C**
and lengths **ℓ**

Model	Compression CCL 1 2 3	Standard colours	Trend colours*	Quantity	Options
<input type="checkbox"/> mediven esprit <input type="checkbox"/> mediven 550 Arm	Hand section <input type="checkbox"/> <input type="checkbox"/> <input type="checkbox"/> Armsleeve <input type="checkbox"/> <input type="checkbox"/> <input type="checkbox"/>	<input type="checkbox"/> Sand <input type="checkbox"/> Cashmere <input type="checkbox"/> Caramel <input type="checkbox"/> Navy <input type="checkbox"/> Black <input type="checkbox"/> Anthracite	<input type="checkbox"/> Violet <input type="checkbox"/> Cherry-red <input type="checkbox"/> medi Magenta <input type="checkbox"/> Blue-Jeans <input type="checkbox"/> Grey	pcs. _____	<input type="checkbox"/> left <input type="checkbox"/> right <input type="checkbox"/> Fingers open <input type="checkbox"/> Fingers closed

Variants	Standard border (proximal)	Variable Border	Other accessories
Handsection <input type="checkbox"/> AC1 <input type="checkbox"/> AD / AE Armsleeve <input type="checkbox"/> CD / CE / CF / CG <input type="checkbox"/> AF / AG (1-part)	straight (porous – 2 cm) flat oblique flat oblique	<input type="checkbox"/> flat oblique <input type="checkbox"/> steep oblique <input type="checkbox"/> steep oblique <input type="checkbox"/> straight <input type="checkbox"/> steep oblique <input type="checkbox"/> straight	Position <input type="checkbox"/> along the oblique border <input type="checkbox"/> on the palm <input type="checkbox"/> Lymphpad <input type="checkbox"/> Padding <input type="checkbox"/> Pocket (Please specify / draw position exactly!) _____ cm porous in hand section (proximal – standard 2 cm) _____ cm porous in armsleeve (distal – standard 2 cm) Design-Elements**: <input type="checkbox"/> Live Laugh Love <input type="checkbox"/> Timeless <input type="checkbox"/> Sportive

Attachment	Circumference	Special requests
Silicone dot topband <input type="checkbox"/> narrow 2,5 cm <input type="checkbox"/> wide 5 cm <input type="checkbox"/> Silicone dot topband motive (5 cm) <input type="checkbox"/> Silicone micro dot topband sensitive (5 cm) <input type="checkbox"/> Plain silicone topband rose (5 cm) <input type="checkbox"/> shoulder cap standard <input type="checkbox"/> shoulder cap anatomical _____ cm <input type="checkbox"/> with shoulder strap K strap width: <input type="checkbox"/> 2,5 cm <input type="checkbox"/> 5 cm <input type="checkbox"/> with bra attachment width of bra strap: _____ cm	_____ cm	
Accessoires Knitting marks elbow <input type="checkbox"/> 160° (Standard) <input type="checkbox"/> 150° <input type="checkbox"/> 135° <input type="checkbox"/> Flexure functional zone elbow (only mediven 550)		

* Delivery period up to 10 working days, ** For all standard and trend colours!

03.2020

Tools for retailers and medical professionals



**medi Care Guide
Lymphology**
Art. No. 0098L05

Guidelines for
lympological
compression care



**Fan overview flat knit
arm / leg**
Art. No. 0025178

Fan overview for
mediven flat knit arm
and leg with all available
colours and patterns



**Broschure (fan)
flat knit News**
Art. No. 0097189

Information about the
mediven flat knit product
variants and the new
mediven cosy.



medi StyleBook
Art. No. 0025279

Order form for circaid® standard garments
Telefax: +49 921 912-781, Email: orders@medi.de

Customer name: _____ Telephone: _____
Address: _____
City: _____ State: _____ Zip: _____
Medi representative: _____

Legs

Leg length: _____
Circumference at hip: _____
Circumference at knee: _____
Circumference at ankle: _____

Arms

Arm length: _____
Circumference at shoulder: _____
Circumference at elbow: _____
Circumference at wrist: _____

Ordering table

Garment	Size	Color	Pattern	Quantity
Legs				
Arms				

Order form for circaid® standard garments
Telefax: +49 921 912-781, Email: orders@medi.de

Customer name: _____ Telephone: _____
Address: _____
City: _____ State: _____ Zip: _____
Medi representative: _____

Legs

Leg length: _____
Circumference at hip: _____
Circumference at knee: _____
Circumference at ankle: _____

Arms

Arm length: _____
Circumference at shoulder: _____
Circumference at elbow: _____
Circumference at wrist: _____

Ordering table

Garment	Size	Color	Pattern	Quantity
Legs				
Arms				

Ordering form circaid standard garments*

Custom Legging Fitting Form
Telefax: +49 921 912-781, Email: orders@medi.de

Customer name: _____ Telephone: _____
Address: _____
City: _____ State: _____ Zip: _____
Medi representative: _____

Legs

Leg length: _____
Circumference at hip: _____
Circumference at knee: _____
Circumference at ankle: _____

Arms

Arm length: _____
Circumference at shoulder: _____
Circumference at elbow: _____
Circumference at wrist: _____

Ordering table

Garment	Size	Color	Pattern	Quantity
Legs				
Arms				

**Ordering form circaid
juxtafit premium leg –
made-to-measure***
Art. No. 0097C65

Order form for circaid juxtafit essentials arm –
made-to-measure
Telefax: +49 921 912-781, Email: orders@medi.de

Customer name: _____ Telephone: _____
Address: _____
City: _____ State: _____ Zip: _____
Medi representative: _____

Arms

Arm length: _____
Circumference at shoulder: _____
Circumference at elbow: _____
Circumference at wrist: _____

Ordering table

Garment	Size	Color	Pattern	Quantity
Arms				

**Ordering form circaid
juxtafit essentials arm –
made-to-measure***
Art. No. 0097C64

*only available as PDF file

**Ordering form mediven
flat knit leg –
made-to-measure***
Flat knit
Art. No. 0099L09

**Ordering form mediven
flat knit toe –
made-to-measure***
Flat knit
Art. No. 0098L11

**Ordering form mediven
flat knit arm –
made-to-measure***
Flat knit
Art. No. 0098L10

Education for patients

Detailed information all about lymphoedema and compression



Tissue congestion

Art. No. 0099E90

Information about
Lymphoedema and
lipoedema, disease
pattern, therapy,
prevention etc.

Ideal for first customer
consultations and
events.



**Brochure “Guide
Oedema”**

Art. No. 0099E6

Detailed information
about lip- and
lymphoedema.
Ideal for first customer
consultations and
events.

Intended purpose

Intended purpose circaid® reduction kit leg, circaid® juxtafit® essentials leg, circaid® juxtafit® premium leg

The compression system is designed to provide compression to the leg for patients with venous and lymphatic disorders.

Intended purpose circaid® juxtafit® premium ankle foot wrap / interlocking ankle foot wrap / customizable ankle foot wrap

The compression system is designed to provide compression to the foot and ankle for patients with venous and lymphatic disorders.

Intended purpose circaid® toe cap

The compression system is designed to provide compression to the toes for patients with venous or lymphatic disorders.

Intended purpose mediven® esprit, mediven® harmony glove

Flat-knit medical compression stocking used for compression of the upper extremities, mainly for the treatment of disorders of the venous and lymphatic systems.

Intended purpose mediven® 550 leg, mediven® cosy, mediven mondi®

Flat-knit medical compression stocking used for compression of the lower extremities, mainly for the treatment of disorders of the lymphatic system.

Intended purpose mediven® harmony

Flat-knit medical compression stocking used for compression of the upper extremities, mainly for the treatment of disorders of the venous and lymphatic systems.

Intended purpose mediven® 550 arm

Flat-knit medical compression stocking used for compression of the upper extremities, mainly for the treatment of disorders of the venous and lymphatic systems.

Intended purpose circaid® reduction kit arm, circaid® juxtafit® essentials arm

The compression system is designed to provide compression to the arm for patients with venous and lymphatic disorders.

Intended purpose circaid® essentials handwrap / customizable handwrap

The compression system is designed to provide compression to the hand for patients with venous and lymphatic disorders.

Intended purpose circaid® glove

The compression system is designed to provide compression to the fingers for patients with venous or lymphatic disorders.

Intended purpose medi Butler

Donning aids for medical/clinical compression socks and stockings. Donning aid for medical/clinical compression sleeves.

Notes



medi GmbH & Co. KG
Medicusstraße 1
95448 Bayreuth
Germany
T +49 921 912-0
F +49 921 912-781
export@medi.de
www.medi.de/en

medi Australia Pty Ltd
83 Fennell Street
North Parramatta NSW 2151
Australia
T +61 2 9890 8696
F +61 2 9890 8439
sales@mediaustralia.com.au
www.mediaustralia.com.au

medi Austria GmbH
Adamgasse 16 / 7
6020 Innsbruck
Austria
T +43 512 57 95 15
F +43 512 57 95 15 45
vertrieb@medi-austria.at
www.medi-austria.at

medi Belgium bvba
Posthoornstraat 13 / 1
3582 Koersel
Belgium
T +32 11 24 25 60
F +32 11 24 25 64
info@medibelgium.be
www.medibelgium.be

medi Brasil
Rua Cristovan de Vita, n.º 260, Un. 30,
Centro Logístico Raposo Tavares,
Vila Camargo
Vargem Grande Paulista – SP
CEP 06730-000
Brasil
T +55 11 3500 8005
sac@medibrasil.com
www.medibrasil.com

medi Canada Inc / médi Canada Inc.
597, Rue Duvernay, Verchères
QC Canada J0L 2R0
T +1 450 583 3317 / +1 800 361 3153
F +1 888 583 6827
service@medicanada.ca
www.medicanada.ca

medi Danmark ApS
Vejlegardsvej 59
2665 Vallensbaek Strand
Denmark
T +45 70 25 56 10
F +45 70 25 56 20
kundeservice@sw.dk
www.medit danmark.dk

medi Bayreuth Espana SL
C / Canigo 2 – 6 bajos
Hospitalet de Llobregat
08901 Barcelona
Spain
T +34 932 60 04 00
F +34 932 60 23 14
medi@mediespana.com
www.mediespana.com

medi France
Z. I. Charles de Gaulle
25, rue Henri Farman
93297 Tremblay en France Cedex
France
T +33 1 48 61 76 10
F +33 1 49 63 33 05
infos@medi-france.com
www.medi-france.com

medi Hungary Kft.
Bokor u. 21.
1037 Budapest
Hungary
T +36 1 371-0090
F +36 1 371-0091
info@medi.hu
www.medi.hu

medi Italia s. r. l.
Via Giuseppe Ghedini, 2
40069 Zola Predosa (BO)
Italy
T +39 051 6 13 24 84
F +39 051 6 13 29 56
info@medi-italia.it
www.medi-italia.it

medi Nederland BV
Heusing 5
4817 ZB Breda
The Netherlands
T +31 76 57 22 555
F +31 76 57 22 565
info@medi.nl
www.medi.nl

medi Norway AS
Vestheimvegen 35
4250 Kopervik
Norway
T +47 52 84 45 00
F +47 52 84 45 09
post@medinorway.no
www.medinorway.no

medi Polska Sp. z o. o.
ul. Łabędzka 22
44-121 Gliwice
Poland
T +48 32 230 60 21
F +48 32 202 87 56
info@medi-polska.pl
www.medi-polska.pl

medi Bayreuth Unipessoal, Lda
Rua do Centro Cultural, no. 43
1700-106 Lisbon
Portugal
T +351 21 843 71 60
F +351 21 847 08 33
medi.portugal@medibayreuth.pt
www.medi.pt

medi RUS LLC
Business Center NEO GEO
Butlerova Street 17
117342 Moscow
Russia
T +7 495 374 04 56
F +7 495 374 04 56
info@medirus.ru
www.medirus.ru

medi Sweden AB
Box 6034
19206 Sollentuna
Sweden
T +46 8 969798
F +46 8 6266870
info@medi.se
www.medi.se

medi UK Ltd.
Plough Lane
Hereford HR4 OEL
Great Britain
T +44 1432 37 35 00
F +44 1432 37 35 10
enquiries@mediuk.co.uk
www.mediuk.co.uk

medi Ukraine LLC
Evhenia Sverstiuka str, 11
Kiev 02002
Ukraine
T +380 44 591 11 63
F +380 44 392 73 73
info@medi.ua
http://medi.ua

medi USA L.P.
6481 Franz Warner Parkway
Whitsett, N. C. 27377-3000
USA
T +1 336 4 49 44 40
F +1 888 5 70 45 54
info@mediusa.com
www.mediusa.com

medi Trading (Shanghai) Co. Ltd.
Room 105, Building No. 4,
Lane 500 ShengXia Road
Pudong New District
201210 Shanghai
People's Republic of China
T +86 21 61761988
F +86 21 61769607
infocn@medi.cn

Medi Turk Ortopedi Medikal İç ve Dis Tic. AS
Mustafa Kemal Mah. 2156 Sokak No: 16 / 4 – 5
06510 Çankaya Ankara
Turkey
T +90 312 435 20 26
F +90 312 434 17 67
info@medi-turk.com
www.medi-turk.com

MAXIS a. s.
medi group company
Slezská 2127 / 13
120 00 Prague 2
Czech Republic
T +420 571 633 510
F +420 571 616 271
info@maxis-medica.com
www.maxis-medica.com

Tachezy Sanit Srl.
Via Druso 48 / a
39100 Bolzano
Italy
T +39 0471 288 068
F +39 0471 282 773
info@tachezysanit.com
www.tachezysanit.com

Headquarters
medi GmbH & Co. KG
Medicusstraße 1
95448 Bayreuth
Germany
T + 49 921 912-0
F + 49 921 912-781
export@medi.de
www.medi.de/en



0097084/052020